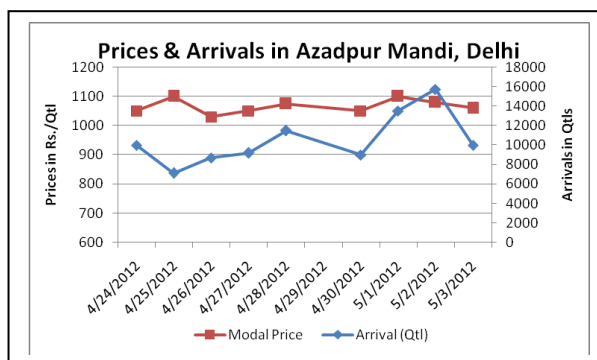
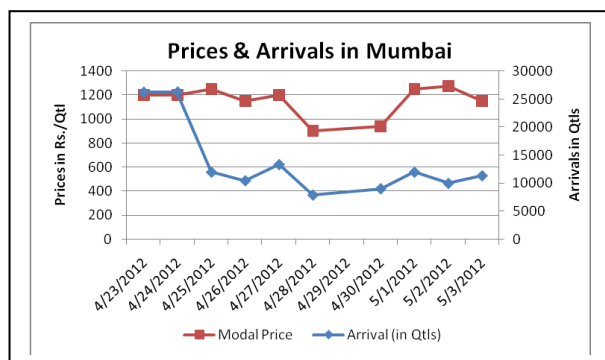
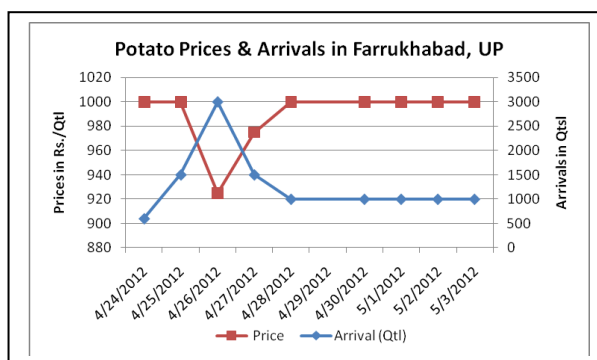
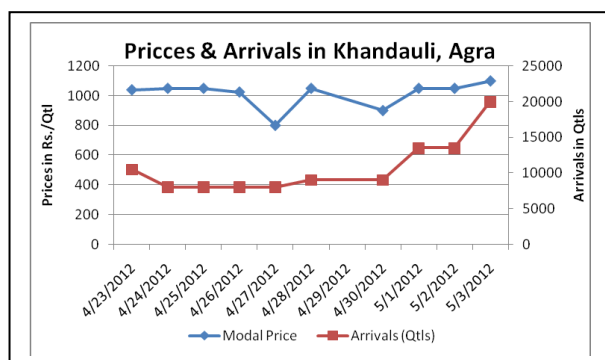


Potato Fundamentals:

- Off-take has increased from Khandauli region of Agra. Yesterday arrivals increased from 13500 qtls to 20000 qtls. Farmers have increased their sell from cold store as prices have become stable near Rs. 1000/Qtl.
- Traders are optimistic about potato prices and expect further increase in near future due to stable demand and lower supply from West Bengal.
- Major short covering is seen in MCX and NCDEX platform across all contracts. It seems market participants are expecting further price increase.
- Cold store in Hooghly districts of West Bengal have opened only. Other cold store region like Burdwan and New Jalpaiguri will open from 20th May.
- As per trader's information Potato sowing could be delayed in Ooty region of Karnataka due to insufficient rain.

Potato Prices and Arrivals in Producing and Consumption Centers



(Source: Agriwatch)

Potato Prices & Arrivals in UP Mandis as on 03/05/2012

Mandi	Agra	Khandauli	Aligarh	Khair	Shikohabad	Sirsaganj	Farrukhabad
Price (in Qtl)	1000-1100	1100	900	900-1000	1000	1100	900-1100
Arrivals (in Qtl)	500	20000	600	400	400	No Arrival	500

Potato Prices & Arrivals in UP Mandis as on 01/05/2012

Mandi	Agra	Khandauli	Aligarh	Khair	Shikohabad	Sirsaganj	Farrukhabad
Price (in Qtl)	1050-1100	1000-1100	850-900	1000	-	1000-1100	900-1100
Arrivals (in Qtl)	600	13500	500	NA	-	600	750

(Source: Agriwatch)

Technical Analysis- MCX Potato May Contract as on 4th May, 2012



(Source: Agriwatch Research)

May contract of Potato-Agra at MCX have managed to close above 4-day, 9-day and 18-day exponential moving averages indicating bullish outlook further, Next resistance seems to be Rs. 1130/Qtl, breach of the same could take prices further up to 1160-1170 levels in coming week.

Potato Futures Market Analysis- MCX & NCDEX as on 4th May 2012

Symbol	Exchange	Delivery Center	Expiry Date	Today's Close Price	Prev Close Price	Net Change	Today's Open Interest	Previous Day Open Interest	Change
POTATO	MCX	Agra	15-May-12	1125.5	1112.7	12.8	13140	17910	-4770
POTATO	MCX	Agra	15-Jun-12	1199.5	1183.2	16.3	22410	23220	-810
POTATO	MCX	Agra	14-Jul-12	1284	1253.5	30.5	8460	8670	-210
POTATOTRWR	MCX	Tarkeshwar	15-May-12	929	917.8	11.2	8400	8610	-210
POTATOTRWR	MCX	Tarkeshwar	15-Jun-12	994.4	976.6	17.8	12960	12930	30
POTATOTRWR	MCX	Tarkeshwar	14-Jul-12	1047.5	1019.3	28.2	2940	2760	180
Total							68310	74100	-5790

Symbol	Exchange	Delivery Center	Expiry Date	Today's Close Price	Prev Close Price	Net Change	Today's Open Interest	Previous Day Open Interest	Change
POTATO	NCDEX	Agra	18-May-12	1061	1036.7	24.3	6465	6945	-480
POTATO	NCDEX	Agra	20-Jun-12	1112	1089.8	22.2	3870	4365	-495
POTATO	NCDEX	Agra	20-Jul-12	1204.9	1173.5	31.4	1815	1920	-105
Total							12150	13230	-1080

On NCDEX and MCX Platform it is clearly visible in the above table from price and OI movement that short covering has happened in the market and traders expect further price increase days ahead..

Potato Prices of Fresh Variety – Mandi vs. Retail as on 3rd May 2012:

S. No.	Centre Name	Mandi Min Price (Rs/Qtl)	Mandi Max Price (Rs/Qtl)	Mandi Avg. Price (Rs/Qtl)	Arrival (MT.)	Retail Price (Rs/Qtl)
1	ABOHAR	920	1150	1035	98	1500
2	AGRA	960	1080	1020	90	1600
3	AHMEDABAD	800	1100	950	247	1400
4	AMRITSAR	840	980	960	30	1200
5	BANGALORE	1200	1400	1300	315	1800
6	BARAUT	800	900	850	19	1200
7	BHUBANESHWAR	1000	1050	1025	600	1250
8	CHENNAI	1600	1800	1700	180	2400
9	DEHRADUN	600	700	650	67	1000
10	DELHI	900	1200	1050	1310	1400
11	DELHI	1050	1100	1080	0	1200
12	GANGATOK	1200	1600	1500	4	1600
13	GUWAHATI	1000	1100	1050	150	1300
14	JAIPUR	900	1000	955	253	1600
15	JAMMU	1000	1100	1050	65	1500
16	KOLKATA	990	1010	1000	333	1250
17	LUCKNOW	1150	1275	1212	38	1500
18	MUMBAI	1000	1350	1200	880	1400
20	NAGPUR	500	1250	875	280	1500
21	NASIK	1050	1200	1180	100	1700
22	PATNA	1000	1100	1050	30	1400
23	RAIPUR	1000	1100	1050	32	1600
24	RANCHI	800	1000	980	200	1400
25	SHIMLA	1500	1800	1700	21	2000
26	SRINAGAR	900	1000	970	200	1500
27	SURAT	1000	1200	1100	220	1600
28	TRIVENDRUM	1900	2200	2000	15	2700

(Source: NHB)

Disclaimer

The information contained in this document has been compiled by Agriwatch from sources believed to be reliable, such as NHB, Agmarknet, etc. and directly from traders in mandis. However, users of this data are requested to use the information with due caution and crosscheck with other sources. This document is not, and should not be construed as an offer to sell or buy any commodities. This document may not be reproduced, distributed or published without the express consent of SFAC



SFAC
लघु कृषक
कृषि व्यापार संघ

Small Farmers'
Agribusiness
Consortium



AGRIWATCH