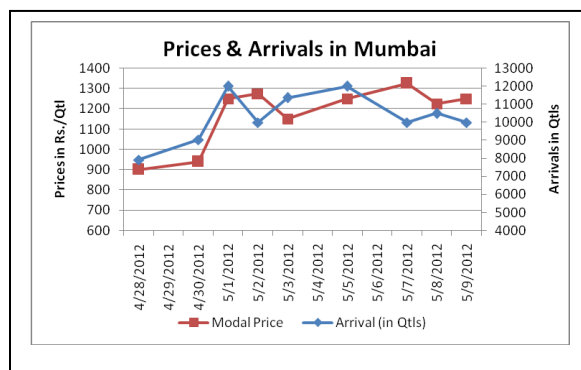
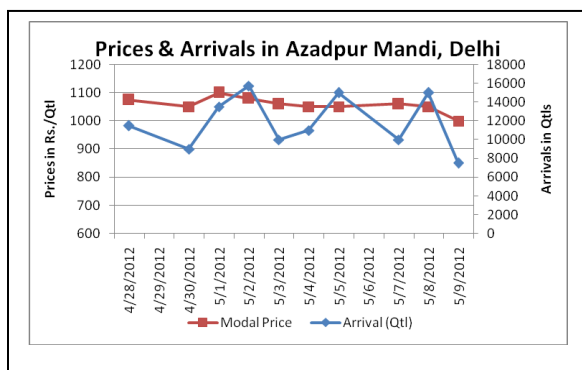
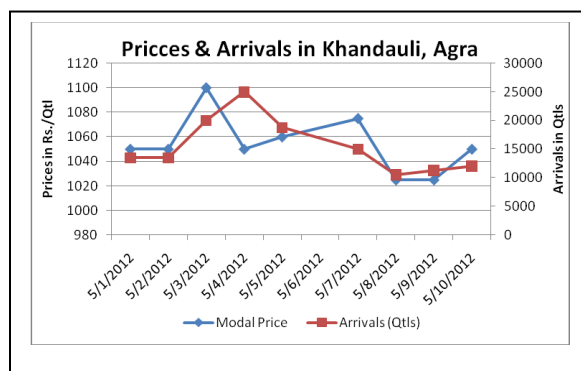
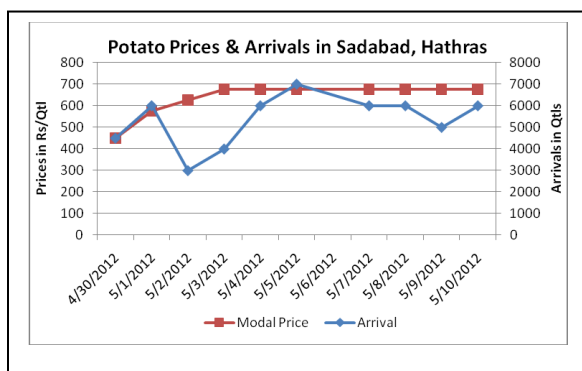


Potato Fundamentals:

- Potato prices on Futures Platform- NCDEX and MCX came down by 3-4 % in various expiry contracts. This is mainly due to long liquidation and squaring of buy positions created earlier.
- Potato Prices in Kanpur is trading at Rs 900/Qtl down by Rs 100 due to increase in arrivals. Average arrivals reported today were 10500 Qtl which were 7500 Qtl two days ago.
- Potato prices in Tarkeshwar and Burdwan markets are trading between 980-1025/Qtl down by Rs. 50-60/Qtl in last two trading days.
- Meanwhile retail prices are in the range of Rs 1200-2800/Qtl across India. Highest retail prices of Rs. 2800/Qtl were reported in Trivandrum followed by Rs. 2500/Qtl in Bangalore. Lowest retail price Rs 1200/qtl was reported in Amritsar.

Potato Prices and Arrivals in Producing and Consumption Centers



(Source: Agriwatch)

Potato Prices & Arrivals in UP Mandis as on 10/05/2012

Mandi	Agra	Khandauli	Aligarh	Sadabad	Shikohabad	Kanpur	Farrukhabad
Price (in Qtl)	1000-1100	1000-1100	900	650-700	900-1050	800-1000	900-1050
Arrivals (in Qtl)	300	12000	300	6000	100	10500	800

Potato Prices & Arrivals in UP Mandis as on 09/05/2012

Mandi	Agra	Khandauli	Aligarh	Sadabad	Shikohabad	Sirsaganj	Farrukhabad
Price (in Qtl)	800-900	1000-1050	900-950	650-700	1000-1100	1100-1150	900-1100
Arrivals (in Qtl)	450	11250	400	6000	250	No Arrival	700

(Source: Agriwatch)

Technical Analysis- MCX Potato May Contract as on 10th May, 2012

(Source: Agriwatch Research)

Prices today fell further and after taking support at 1060 level, bounced and closed near 1070. As mentioned in previous report, 1050-1060 is strong support range which will be difficult to breach in near term. If it is breached then prices are likely to go down further by Rs. 50-60/Qtl.

Potato Futures Market Analysis- MCX & NCDEX as on 10th May 2012

Symbol	Exchange	Delivery Center	Expiry Date	Today's Close Price	Prev Close Price	Net Change	Today's Open Interest	Previous Day Open Interest	Change
POTATO	MCX	Agra	15-May-12	1069.7	1089.3	-19.6	4830	7770	-2940
POTATO	MCX	Agra	15-Jun-12	1091.3	1134.3	-43	17460	20730	-3270
POTATO	MCX	Agra	14-Jul-12	1160.9	1204.9	-44	10590	9720	870
POTATOTRWR	MCX	Tarkeshwar	15-May-12	906	921.4	-15.4	5280	5910	-630
POTATOTRWR	MCX	Tarkeshwar	15-Jun-12	947	971	-24	10860	10680	180
POTATOTRWR	MCX	Tarkeshwar	14-Jul-12	1000	1016	-16	3960	4140	-180
Total							52980	58950	-5970

Symbol	Exchange	Delivery Center	Expiry Date	Today's Close Price	Prev Close Price	Net Change	Today's Open Interest	Previous Day Open Interest	Change
POTATO	NCDEX	Agra	18-May-12	970	1008.1	-38.1	3780	5670	-1890
POTATO	NCDEX	Agra	20-Jun-12	1019.5	1059	-39.5	4035	3960	75
POTATO	NCDEX	Agra	20-Jul-12	1100.6	1146.4	-45.8	1935	2055	-120
Total							9750	11685	-1935

Prices and Open Interest both have decreased in Futures market suggesting Long liquidation. It seems market participants are expecting prices may go down further in short term.

Potato Prices – Wholesale Mandi vs. Retail as on 9th May 2012:

S. No.	Centre Name	Mandi Min Price (Rs/Qtl)	Mandi Max Price (Rs/Qtl)	Mandi Avg. Price (Rs/Qtl)	Arrival (MT.)	Retail Price (Rs/Qtl)
1	AGRA	950	1050	1000	110	1600
2	AHMEDABAD	800	1100	950	169	1300
3	AMRITSAR	750	1000	850	30	1200
4	BANGALORE	1700	1900	1800	297	2500
5	BARAUT	1000	1100	1050	18	1400
6	BHUBANESHWAR	1050	1100	1075	600	1225
7	CHANDIGARH	1000	1188	1094	65	1500
8	CHENNAI	1600	1800	1700	200	2400
9	DELHI	900	1200	1050	1162	1400
11	GANGATOK	1400	1600	1500	4	1700
12	GUWAHATI	1150	1250	1200	230	1500
13	HYDERABAD	800	1000	900	193	1400
14	JAIPUR	800	900	860	320	1500
15	JAMMU	1000	1100	1050	72	1400
16	KOLKATA	1140	1150	1145	315	1400
17	LUCKNOW	1100	1200	1150	20	1600
18	NAGPUR	500	1200	850	200	1500
19	PATNA	1050	1100	1075	30	1400
20	PUNE	1200	1400	1300	625	1600
21	RAIPUR	1150	1300	1200	24	1600
22	RANCHI	1010	1200	1180	220	1400
23	SHIMLA	1700	1800	1750	22	2000
24	SRINAGAR	1200	1300	1250	100	1500
25	SURAT	1000	1100	1050	260	1500
26	TRIVENDRUM	2000	2400	2200	17	2800

(Source; NHB)

Disclaimer

The information contained in this document has been compiled by Agriwatch from sources believed to be reliable, such as NHB, Agmarknet, etc. and directly from traders in mandis. However, users of this data are requested to use the information with due caution and crosscheck with other sources. This document is not, and should not be construed as an offer to sell or buy any commodities. This document may not be reproduced, distributed or published without the express consent of SFAC



SFAC
लघु कृषक
कृषि व्यापार संघ

Small Farmers'
Agribusiness
Consortium



AGRIWATCH