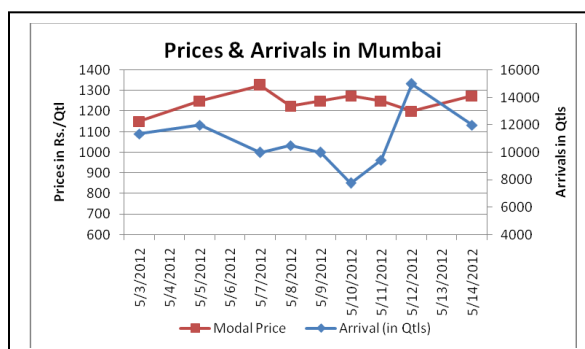
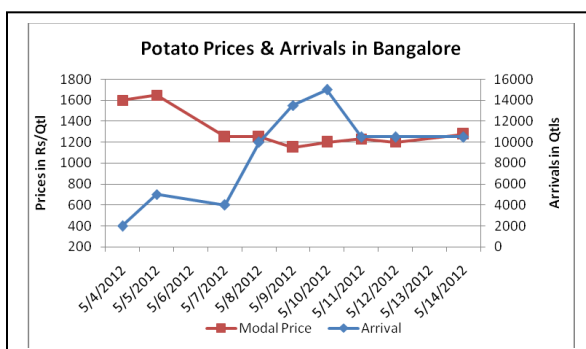
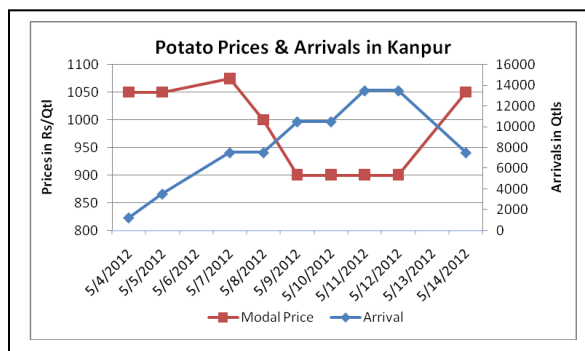
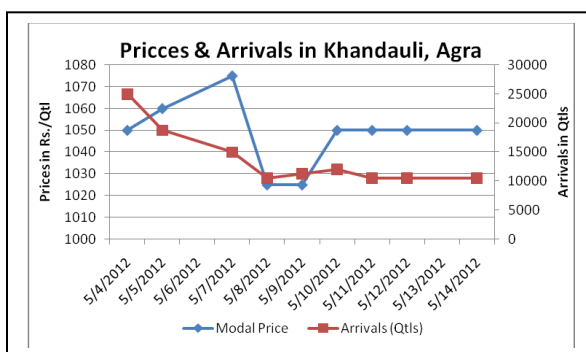


Potato Fundamentals:

- Potato prices on MCX platform decreased by Rs. 15-20/Qtl in various expiry contracts. This is mainly due to roll over of short positions from near month contract to far month contracts.
- Potato prices in major Mandis of UP are trading in the range of Rs. 900-1100 from last two weeks.
- Potato prices in Kanpur have increased by Rs. 100-150/qtl due to lower supply in wholesale mandi. Arrivals have decreased from 13500 Qtl to 7500 Qtl.
- Potato prices in Bangalore which were reached to Rs. 1600-1700/qtl, a week ago, now trading in the range of Rs. 1200-1300/Qtl due to higher supply from Cold stores in UP.
- Meanwhile retail prices in various markets are hovering between Rs. 1150-2800/Qtl. The lowest price of Rs. 1150 was reported in Bhubaneswar and highest of Rs. 2800 in Trivendrum.

Potato Prices and Arrivals in Producing and Consumption Centers



(Source: Agriwatch)

Potato Prices & Arrivals in UP Mandis as on 14/05/2012

Mandi	Agra	Khandauli	Aligarh	Sadabad	Shikohabad	Kanpur	Farrukhabad
Price (in Qtl)	1050-1100	1000-1100	850-950	650-700	960-1100	1000-1100	1000-1100
Arrivals (in Qtl)	600	10500	500	6500	250	7500	500

Potato Prices & Arrivals in UP Mandis as on 11/05/2012

Mandi	Agra	Khandauli	Aligarh	Sadabad	Shikohabad	Kanpur	Farrukhabad
Price (in Qtl)	1000-1050	1000-1100	900-1000	650-700	900-1050	800-1000	900-1000
Arrivals (in Qtl)	250	10500	300	8000	100	13500	600

(Source: Agriwatch)



SFAC
लघु कृषक
कृषि व्यापार संघ

Small Farmers'
Agribusiness
Consortium



AGRIWATCH

Technical Analysis- MCX Potato June Contract as on 14th May, 2012

(Source: Agriwatch Research)

Potato MCX- June contract is getting resistance near 1120 and is in downtrend zone since last one week. Today prices again could not able to close above its 4-day exponential moving average indicating short sellers are stronger than buyers. There is a very likely chance that prices will trade further lower until and unless it closes above 1125 with good trading volumes.

Potato Futures Market Analysis- MCX & NCDEX as on 14th May 2012

Symbol	Exchange	Delivery Center	Expiry Date	Today's Close Price	Prev Close Price	Net Change	Today's Open Interest	Previous Day Open Interest	Change
POTATO	MCX	Agra	15-May-12	1065.5	1081.2	-15.7	1110	3090	-1980
POTATO	MCX	Agra	15-Jun-12	1091.3	1108.8	-17.5	18120	17280	840
POTATO	MCX	Agra	14-Jul-12	1153	1175.2	-22.2	11070	10650	420
POTATOTRWR	MCX	Tarkeshwar	15-May-12	899.9	904.4	-4.5	3240	3900	-660
POTATOTRWR	MCX	Tarkeshwar	15-Jun-12	949	959.8	-10.8	10470	10500	-30
POTATOTRWR	MCX	Tarkeshwar	14-Jul-12	995	1008.2	-13.2	4440	4530	-90
Total							48450	49950	-1500

Symbol	Exchange	Delivery Center	Expiry Date	Today's Close Price	Prev Close Price	Net Change	Today's Open Interest	Previous Day Open Interest	Change
POTATO	NCDEX	Agra	18-May-12	943.1	933.8	9.3	2055	2820	-765
POTATO	NCDEX	Agra	20-Jun-12	1013	1031.8	-18.8	4905	4590	315
POTATO	NCDEX	Agra	20-Jul-12	1090	1110.1	-20.1	1815	1875	-60
Total							8775	9285	-510



SFAC
 लघु कृषक
 कृषि व्यापार संघ

Small Farmers'
 Agribusiness
 Consortium



AGRIWATCH

Potato Prices – Wholesale Mandi vs. Retail as on 12th May 2012:

S. No.	Centre Name	Mandi Min Price (Rs/Qtl)	Mandi Max Price (Rs/Qtl)	Mandi Avg. Price (Rs/Qtl)	Arrival (MT.)	Retail Price (Rs/Qtl)
1	AGRA	890	1050	970	110	1600
2	AMRITSAR	760	975	825	28	1200
3	BANGALORE	1200	1300	1250	675	1800
4	BHOPAL	1100	1300	1200	70	1500
5	BHUBANESHWAR	950	1050	1000	700	1150
6	CHANDIGARH	1000	1200	1100	55	1800
7	CHENNAI	1500	1700	1600	230	2200
8	GANGATOK	1400	1600	1500	4	1700
9	GUWAHATI	1180	1260	1220	230	1500
10	JAIPUR	750	850	805	260	1400
11	JAMMU	1200	1300	1250	54	1600
12	LUCKNOW	1150	1275	1212	30	1600
13	MUMBAI	1000	1300	1200	1216	1400
15	NAGPUR	500	1200	850	310	1500
16	PATNA	1075	1125	1100	20	1400
17	RANCHI	1015	1140	1080	218	1400
18	SHIMLA	1400	1600	1500	24	1800
19	SRINAGAR	1100	1300	1200	80	1500
20	SURAT	1100	1200	1150	240	1600
21	TRIVENDRUM	2000	2400	2200	17	2800

(Source; NHB)

Disclaimer

The information contained in this document has been compiled by Agriwatch from sources believed to be reliable, such as NHB, Agmarknet, etc. and directly from traders in mandis. However, users of this data are requested to use the information with due caution and crosscheck with other sources. This document is not, and should not be construed as an offer to sell or buy any commodities. This document may not be reproduced, distributed or published without the express consent of SFAC