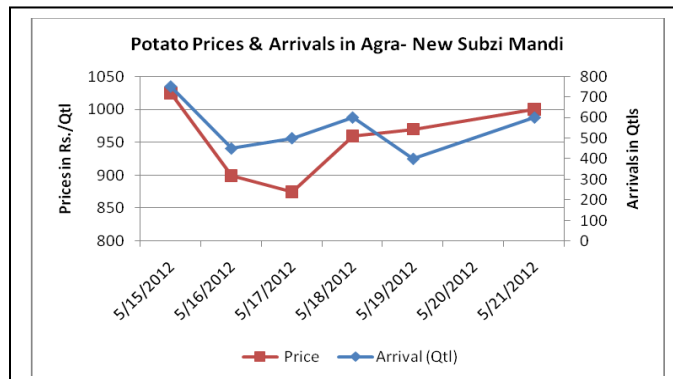
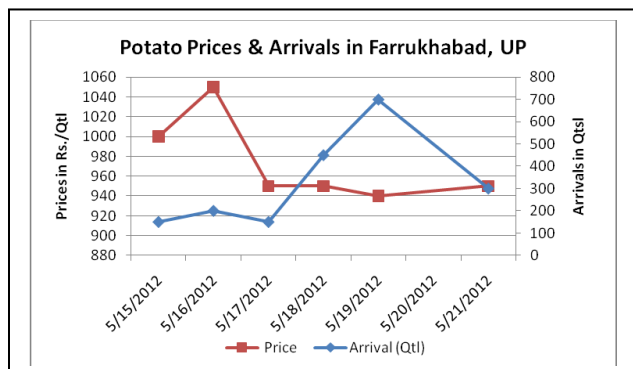
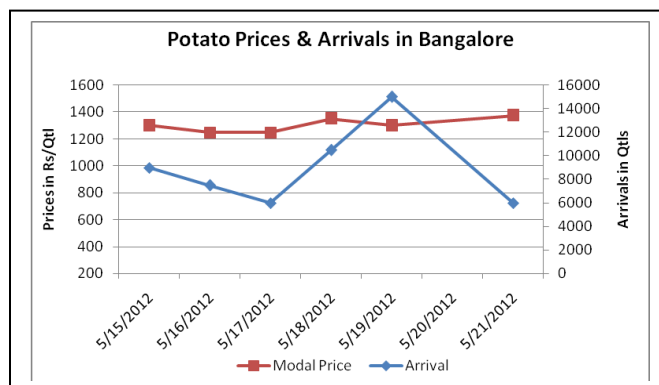
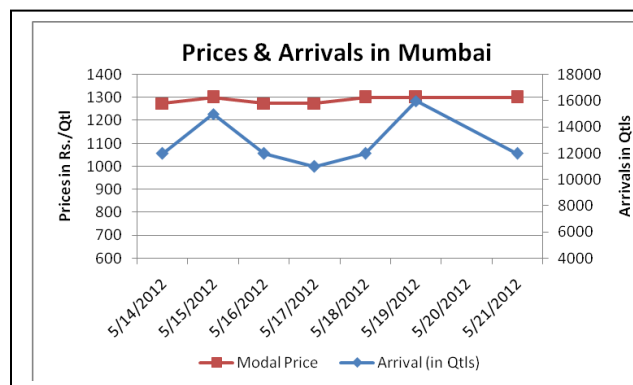


## Potato Fundamentals:

- Farmers are regularly releasing their stocks from Cold stores in Agra region. Earlier whoever waiting for Rs. 1200 levels to off-load their potatoes have now ready to sell in the range of Rs. 1000-1100 as potato prices are getting resistance near 1100 and prices have once fallen to Rs. 900/Qtl.
- Potato prices in Bangalore regions has started to increase due to lower supply from UP. Earlier, traders from UP did lots of truck loading for Bangalore as margins were good. Now, Prices in Bangalore is hovering near 1300 at the same time Cold store rate in Agra is 1050. So there is hardly much margins left after adding transportation cost of Rs. 250-260/Qtl
- From Agra, truck loading is happening for Pune, Mumbai, Hyderabad, Bangalore and Delhi regularly.

## Potato Prices and Arrivals in Consumption & Producing Region



(Source: Agriwatch)

## Potato Prices & Arrivals in UP Mandis as on 21/5/2012

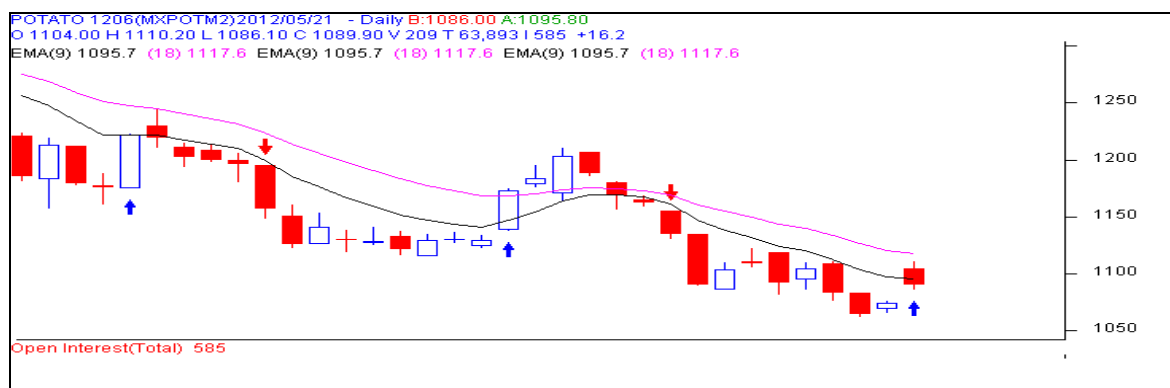
Mandi	Agra	Khandauli	Aligarh	Sadabad	Shikohabad	Kanpur	Farrukhabad
Price (in Qtl)	960-1040	1000-1100	900	650-700	1000-1100	1000-1100	900-1000
Arrivals (in Qtl)	600	10500	350	5000	250	12000	300

## Potato Prices & Arrivals in UP Mandis as on 19/5/2012

Mandi	Agra	Khandauli	Aligarh	Sadabad	Shikohabad	Kanpur	Farrukhabad
Price (in Qtl)	900-1040	900-1000	900	650-700	900-1050	1000-1200	940
Arrivals (in Qtl)	400	10000	450	7000	-	14000	700

(Source: Agriwatch)

## Technical Analysis - Potato- June Contract at MCX



## Potato Prices of Fresh Variety – Mandi vs. Retail as on 19<sup>th</sup> May 2012

S. No.	Centre Name	Mandi Min Price (Rs/Qtl)	Mandi Max Price (Rs/Qtl)	Mandi Avg. Price (Rs/Qtl)	Arrival (MT.)	Retail Price (Rs/Qtl)
1	ABOHAR	760	1020	890	110	1200
2	AGRA	950	1050	1000	80	1500
3	AHMEDABAD	750	1050	900	211	1300
4	AMRITSAR	900	1200	1100	28	1500
5	BHOPAL	1050	1150	1100	110	1200
6	BHUBANESHWAR	1075	1125	1100	500	1250
7	CHANDIGARH	969	1094	1031	70	1600
8	CHENNAI	1300	1500	1400	230	2000
9	GANGATOK	1200	1600	1400	5	1600
10	GUWAHATI	1300	1380	1340	250	1600
11	HYDERABAD	1000	1300	1200	149	1500
12	JAIPUR	900	1000	960	350	1500
13	JAMMU	1000	1200	1100	45	1600
14	LUCKNOW	1100	1250	1175	30	1600
15	NAGPUR	1100	1300	1200	210	1500
16	NASIK	1200	1300	1260	60	1500
17	PATNA	1050	1125	1087	30	1500
18	RANCHI	1050	1100	1060	220	1300
19	SHIMLA	1600	1800	1700	16	2000
20	SRINAGAR	1100	1400	1200	80	1800
21	SURAT	1000	1200	1100	240	1600

(Source: NHB)

### Disclaimer

The information contained in this document has been compiled by Agriwatch from sources believed to be reliable, such as NHB, Agmarknet, etc. and directly from traders in mandis. However, users of this data are requested to use the information with due caution and crosscheck with other sources. This document is not, and should not be construed as an offer to sell or buy any commodities. This document may not be reproduced, distributed or published without the express consent of SFAC