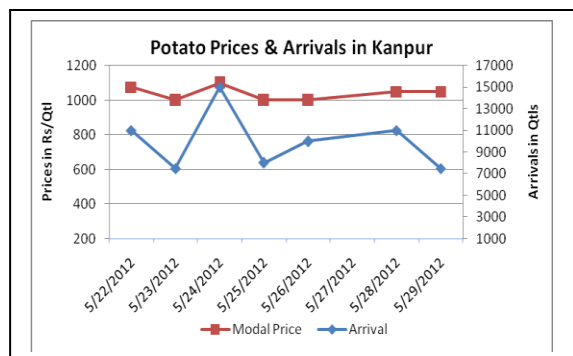
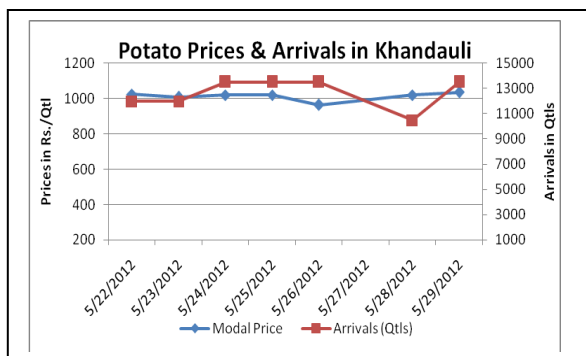
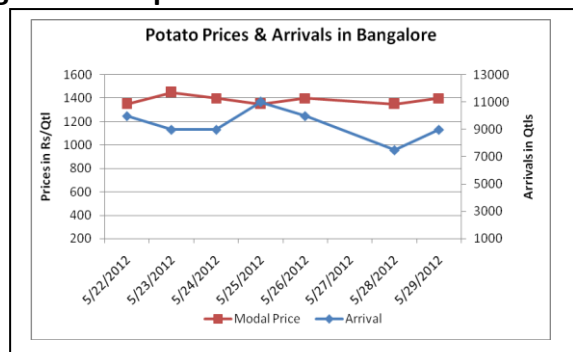
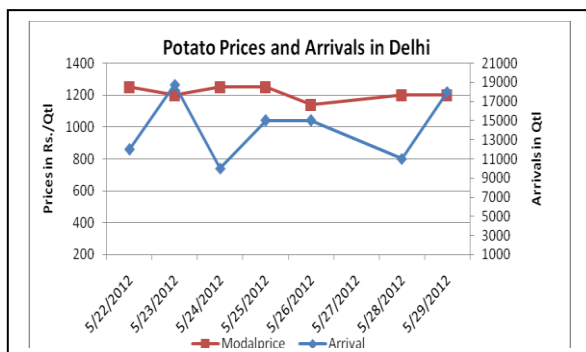


Potato Fundamentals:

- In Sirsaganj (U.P) there are 130 cold storages from where only 7-8% of potato is released in market and rest is still in cold storages. Major supply from these stores is to Maharashtra.
- Though Bihar is among the top producing states but still it buys from other states because people prefer 'white Aloo' (local name) which is supplied by West Bengal. Locally produced potato which is known as "Lal Aloo" is either consumed locally or supplied to Jharkhand.
- In Jaipur there are 10-12 cold storages from where already 25-30% potatoes are released.
- Traders fear that prices could fall anytime if farmers go for panic selling. Currently farmers are selling potatoes slowly which do not allow to rise it further.

Potato Prices & Arrivals in Producing & Consumption Centers



(Source: Agriwatch)

Potato Prices & Arrivals in UP Mandis as on 29/5/2012

Mandi	Agra	Khandauli	Aligarh	Sadabad	Shikohabad	Kanpur	Farrukhabad
Price (in Qtl)	800-1000	1035	900-1000	650-700	900-1040	1000-1100	900-1000
Arrivals (in Qtl)	450	13500	350	5000	250	7500	NA

Potato Prices & Arrivals in UP Mandis as on 28/5/2012

Mandi	Agra	Khandauli	Aligarh	Sadabad	Shikohabad	Kanpur	Farrukhabad
Price (in Qtl)	850-1050	1000-1040	900-1000	650-700	900-1000	1000-1100	900-1000
Arrivals (in Qtl)	300	10500	500	5000	300	11000	NA

(Source: Agriwatch)

Potato Futures Prices at MCX as on 29th May 2012

Symbol	Exchange	Delivery Center	Expiry Date	Today's Close Price	Prev Close Price	Net Change	Today's Open Interest	Previous Day Open Interest	Change
POTATO	MCX	Agra	15-Jun-12	1061.8	1078	-16.2	13260	14610	-1350.00
POTATO	MCX	Agra	14-Jul-12	1099.2	1115.6	-16.4	11550	12150	-600.00
POTATOTRWR	MCX	Tarkeshwar	15-Jun-12	918.4	924	-5.6	7560	7590	-30.00
POTATOTRWR	MCX	Tarkeshwar	14-Jul-12	950	961.1	-11.1	4890	4920	-30.00
					Total	=49.3	37260	39270	-2010.00

Potato Futures Prices at NCDEX as on 29th May 2012

Symbol	Exchange	Delivery Center	Expiry Date	Today's Close Price	Prev Close Price	Net Change	Today's Open Interest	Previous Day Open Interest	Change
POTATO	NCDEX	Agra	20-Jun-12	977	996.6	-19.60	4365	4170	195
POTATO	NCDEX	Agra	20-Jul-12	1048.1	1064.5	-16.40	2745	2610	135
					Total	-36.00	7110	6780	330

Technical Analysis - Potato- June Contract at MCX



Technical commentary: Prices are trading well below 9-day and 18-day exponential moving averages which suggest bearishness in Futures market. There is short build up is seen in MCX- June and NCDEX contracts as visible from rising open interest and falling prices which means market participants are expecting further fall in prices. However prices just closed just above long time support range of 1050-1060. If this range is holds again, new buying might come and prices could rise further.

Potato Prices of Fresh Variety – Mandi vs. Retail as on 28th May 2012

S. No.	Centre Name	Mandi Min Price (Rs/Qtl)	Mandi Max Price (Rs/Qtl)	Mandi Price (Rs/Qtl)	Avg. Arrival (MT.)	Retail Price (Rs/Qtl)
1	AGRA	800	1000	900	90	1500
2	AHMEDABAD	800	1120	900	193	1300
3	AMRITSAR	1000	1200	1100	35	1500
4	BHOPAL	1100	1300	1200	110	1500
5	CHANDIGARH	1200	1400	1300	60	2000
6	CHENNAI	1300	1500	1400	250	2000
7	DELHI	1000	1200	1100	32	1400
8	GANGATOK	1200	1600	1400	4	1600
9	GUWAHATI	1300	1400	1350	230	1700
10	HYDERABAD	1100	1300	1200	130	1500
11	JAIPUR	800	900	855	348	1400
12	JAMMU	1200	1300	1250	54	1800
13	KANPUR	800	1000	900	1125	1500
14	KOLKATA	1060	1080	1070	432	1300
15	LUCKNOW	1000	1200	1100	30	1500
16	NAGPUR	1125	1300	1213	250	1800
17	NASIK	1200	1300	1260	80	1500
18	PATNA	1025	1125	1075	45	1500
19	PUNE	1200	1400	1300	623	1600
20	RAIPUR	1075	1200	1140	28	1500
21	RANCHI	1060	1100	1085	218	1400
22	SHIMLA	1200	1400	1300	21	2000
23	SRINAGAR	1200	1400	1300	100	1800
24	SURAT	1000	1200	1100	160	1600
25	TRIVENDRUM	1800	2000	1900	24	2500

(Source: NHB)

Disclaimer

The information contained in this document has been compiled by Agriwatch from sources believed to be reliable, such as NHB, Agmarknet, etc. and directly from traders in mandis. However, users of this data are requested to use the information with due caution and crosscheck with other sources. This document is not, and should not be construed as an offer to sell or buy any commodities. This document may not be reproduced, distributed or published without the express consent of SFAC



SFAC
लघु कृषक
कृषि व्यापार संघ

Small Farmers'
Agribusiness
Consortium



AGRIWATCH