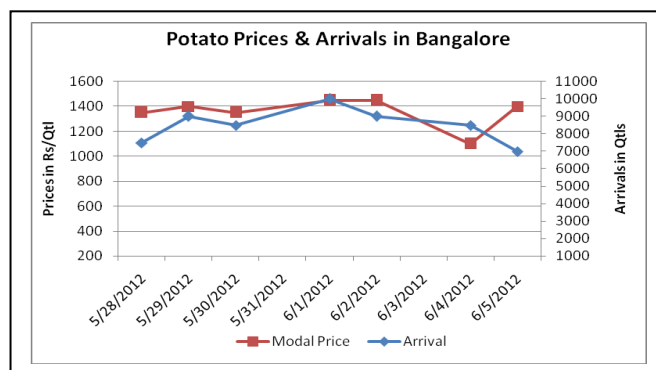
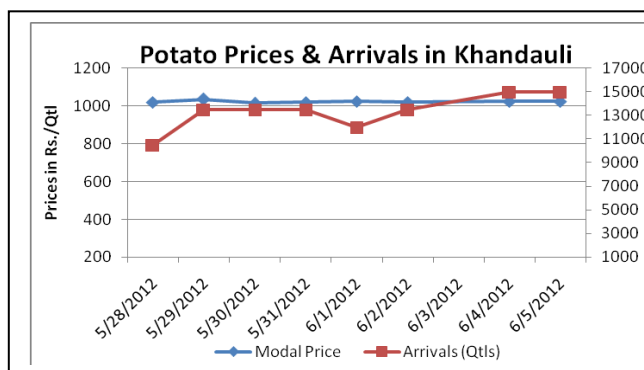
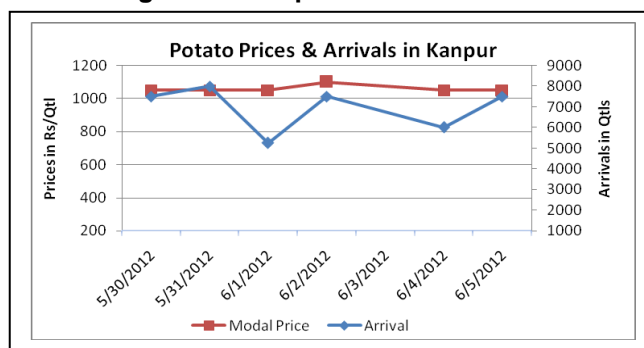
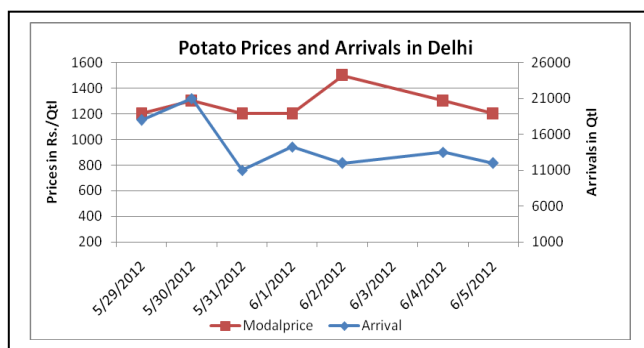


Potato Fundamentals:

- In Jaipur potato is mainly coming from U.P regions like Agra and Farrukhabad. Their demand is hand to mouth due to unavailability of sufficient cold storages.
- In Indore potato from local and U.P cold storages are coming. Till now 15-20% of potatoes are released from local cold storage in Indore which will last till October.
- ITC and PepsiCo are the major buyers from Indore market for 'Chipsona' variety. At the same time there is also good demand from South and Gujarat.
- In Bangalore local cold storage potato will be over in next few days as hardly 10% of potatoes are left in cold storage. After that potato from Agra and other U.P region will be continued.
- The retail price in Trivendrum has reached to Rs. 3000/Qtl while the wholesale price is trading between 2000-2200/Qtl. The difference between wholesale price and retail price should not be more than 400-500/Qtl.

Potato Prices & Arrivals in Producing & Consumption Centers



(Source: Agriwatch)

Potato Prices & Arrivals in UP Mandis as on 5/6/2012

Mandi	Agra	Khandauli	Aligarh	Sadabad	Shikohabad	Kanpur	Farrukhabad
Price (in Qtl)	1000-1050	1000-1050	950-1100	600-625	1000-1120	1000-1100	900-1100
Arrivals (in Qtl)	450	15000	425	7000	500	8000	NA

Potato Prices & Arrivals in UP Mandis as on 4/6/2012

Mandi	Agra	Khandauli	Aligarh	Sadabad	Shikohabad	Kanpur	Farrukhabad
Price (in Qtl)	1000-1100	1000-1050	950-1050	600-625	980-1120	1000-1100	950-1050
Arrivals (in Qtl)	600	15000	NA	5000	300	7500	NA

(Source: Agriwatch)

Potato Futures Prices at MCX as on 5th June 2012

Symbol	Exchange	Delivery Center	Expiry Date	Today's Close Price	Prev Close Price	Net Change	Today's Open Interest	Previous Day Open Interest	Change
POTATO	MCX	Agra	15-Jun-12	1072	1077.7	-5.7	10080	10260	-180.00
POTATO	MCX	Agra	14-Jul-12	1132	1129	3	12870	12870	0.00
POTATOTRWR	MCX	Tarkeshwar	15-Jun-12	922	929.2	-7.2	7110	7170	-60.00
POTATOTRWR	MCX	Tarkeshwar	14-Jul-12	968	974.9	-6.9	5040	5040	0.00
					Total			35340	-240.00

Potato Futures Prices at NCDEX as on 5th June 2012

Symbol	Exchange	Delivery Center	Expiry Date	Today's Close Price	Prev Close Price	Net Change	Today's Open Interest	Previous Day Open Interest	Change
POTATO	NCDEX	Agra	20-Jun-12	966.5	970	-3.50	2130	2490	-360
POTATO	NCDEX	Agra	20-Jul-12	1062.9	1072	-9.10	3375	2805	570
					Total			5295	210

Technical Analysis - Potato- June Contract at MCX



Potato prices on futures exchange closed between its 9-day and 18-day exponential moving average. There is some sign of recovery is seen on Futures platform but prices are likely to face resistance near 1080-1085. If it is breached then there is fair chance that price could reach up to 1100 in short term.

Potato Prices in major markets – Mandi vs. Retail as on 4th June 2012

Centre Name	Mandi Min Price (Rs/Qtl)	Mandi Max Price (Rs/Qtl)	Mandi Avg. Price (Rs/Qtl)	Arrival (MT.)	Retail Price (Rs/Qtl)
ABOHAR	920	1240	1080	110	1500
AGRA	900	1100	1000	100	1600
AHMEDABAD	850	1150	1000	192	1300
AMRITSAR	750	1050	850	25	1500
BHOPAL	900	1100	1000	140	1300
CHANDIGARH	800	1000	900	80	1400
CHENNAI	1500	1700	1600	250	2000
DELHI	1000	1240	1120	81	1400
GANGATOK	1200	1600	1500	4	1600
GUWAHATI	1500	1580	1540	12	1800
HYDERABAD	900	1200	1000	130	1400
JAMMU	1200	1400	1300	54	1800
KOLKATA	980	1000	990	468	1200
LUCKNOW	1000	1100	1050	30	1500
NAGPUR	1125	1375	1250	260	1600
NASIK	1100	1200	1120	70	1400
PATNA	1000	1100	1050	45	1500
PUNE	1200	1400	1300	345	1600
RAIPUR	1100	1200	1150	23	1600
RANCHI	950	1050	1000	218	1300
SHIMLA	1400	1600	1500	27	2000
SRINAGAR	1100	1300	1200	140	1800
SURAT	1000	1200	1100	160	2500
TRIVENDRUM	2000	2200	2100	20	3000

(Source: NHB)

Disclaimer

The information contained in this document has been compiled by Agriwatch from sources believed to be reliable, such as NHB, Agmarknet, etc. and directly from traders in mandis. However, users of this data are requested to use the information with due caution and crosscheck with other sources. This document is not, and should not be construed as an offer to sell or buy any commodities. This document may not be reproduced, distributed or published without the express consent of SFAC