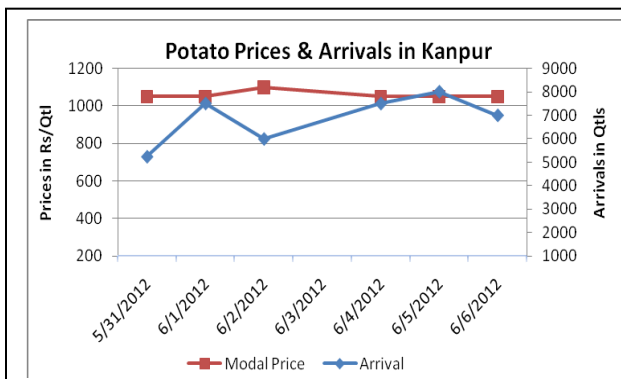
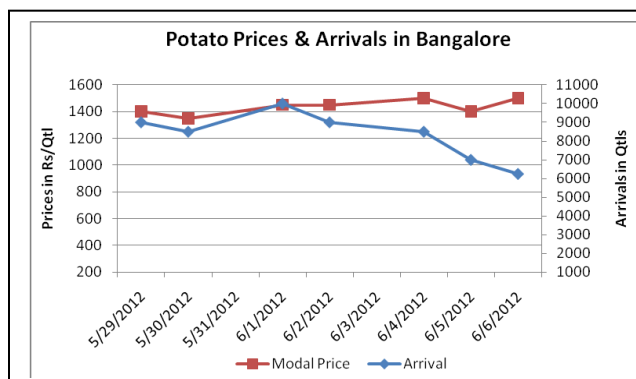
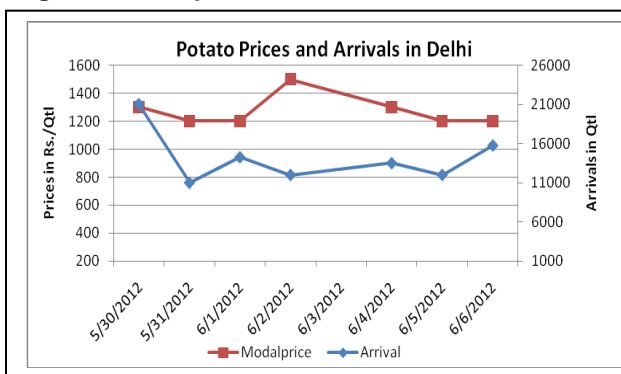
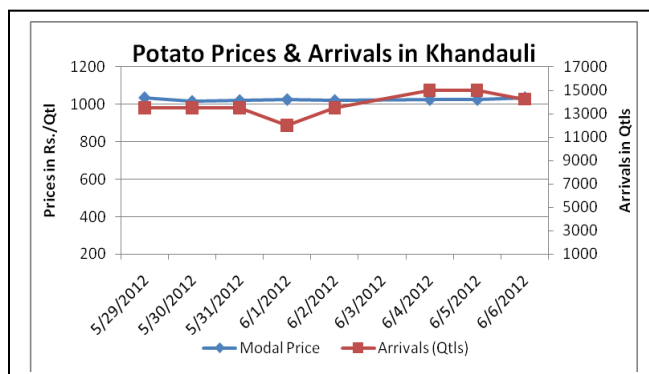


## Potato Fundamentals:

- As per market sources, In Nilgiri (Tamil Nadu) prices may fall this year because production is 20% more compare to last year. Since wholesale potato prices of Agra is already trading above three year high, Farmers are advised to sell immediately as harvest starts.
- In Shikhabad (U.P) till now 5% of potatoes from cold stores are released whereas in other parts of U.P more than 15% is out in market. Traders do not prefer to bring potatoes from Shikhabad region due to some transport hurdles.
- In Sirsaganj more than 15% of cold storage potatoes are released and prices are trying to recover. As per conversation with trader on an average more than 700bags (1bag=60kg) are being released daily.
- In Kanpur which is main trading centre of U.P, potato prices are ranging between Rs 1000-1100 from last one week due to less demand during summers.

## Potato Prices & Arrivals in Producing & Consumption Centers



## Potato Prices & Arrivals in UP Mandis as on 6/6/2012

Mandi	Agra	Khandauli	Aligarh	Sadabad	Shikhabad	Kanpur	Farrukhabad
Price (in Qtl)	850-1000	1030-1040	950-1000	600-625	920-1120	1000-1100	900-1100
Arrivals (in Qtl)	300	14250	400	6000	300	7000	2250

## Potato Prices & Arrivals in UP Mandis as on 5/6/2012

Mandi	Agra	Khandauli	Aligarh	Sadabad	Shikhabad	Kanpur	Farrukhabad
Price (in Qtl)	1000-1050	1000-1050	950-1100	600-625	1000-1120	1000-1100	900-1100
Arrivals (in Qtl)	450	15000	425	7000	500	8000	NA

(Source: Agriwatch)

## Potato Futures Prices at MCX as on 6<sup>th</sup> June 2012

Symbol	Exchange	Delivery Center	Expiry Date	Today's Close Price	Prev Close Price	Net Change	Today's Open Interest	Previous Day Open Interest	Change
POTATO	MCX	Agra	15-Jun-12	1073	1072	1	10290	10080	210.00
POTATO	MCX	Agra	14-Jul-12	1122	1132	-10	13470	12870	600.00
POTATOTRWR	MCX	Tarkeshwar	15-Jun-12	920.7	922	-1.3	7020	7110	-90.00
POTATOTRWR	MCX	Tarkeshwar	14-Jul-12	972.1	968	4.1	5160	5040	120.00
					Total			35100	840.00

## Potato Futures Prices at NCDEX as on 5<sup>th</sup> June 2012

Symbol	Exchange	Delivery Center	Expiry Date	Today's Close Price	Prev Close Price	Net Change	Today's Open Interest	Previous Day Open Interest	Change
POTATO	NCDEX	Agra	20-Jun-12	985	966.5	18.50	1845	2130	-285
POTATO	NCDEX	Agra	20-Jul-12	1073	1062.9	10.10	3465	3375	90
					Total			5505	-195

## Technical Analysis - Potato- June Contract at MCX



Potato prices are getting resistance of 18-day exponential moving average. It could not able to close above 1080. Volumes also dry up in futures market as market is in consolidation phase and trading in range of Rs. 1050-1080. Either way break out would decide further trend.

## Potato Prices in major markets – Mandi vs. Retail as on 5<sup>th</sup> June 2012

Centre Name	Mandi Min Price (Rs/Qtl)	Mandi Max Price (Rs/Qtl)	Mandi Avg. Price (Rs/Qtl)	Arrival (MT.)	Retail Price (Rs/Qtl)
ABOHAR	870	1130	1000	108	1500
AGRA	930	1060	995	110	1600
AHMEDABAD	900	1200	1000	176	1400
AMRITSAR	700	900	800	30	1500
BARAUT	1100	1200	1150	18	1500
BHOPAL	1000	1400	1200	80	1600
BHUBANESHWAR	1100	1150	1125	500	1300
CHANDIGARH	1000	1200	1100	65	1600
CHENNAI	1500	1700	1600	250	2000
DEHRADUN	850	1000	975	80	1500
DELHI	1040	1300	1170	1401	1500
GANGATOK	1200	1600	1500	4	1600
GUWAHATI	1300	1400	1350	210	1600
HYDERABAD	1000	1200	1100	120	1500
JAIPUR	1000	1100	1060	220	1600
JAMMU	1200	1300	1250	63	1600
LUCKNOW	1050	1150	1100	27	1500
MUMBAI	1150	1350	1200	1080	1500
NAGPUR	1125	1375	1250	270	1600
NASIK	1100	1300	1210	65	1500
PATNA	1000	1100	1050	45	1500
PUNE	1300	1500	1400	325	1800
RAIPUR	1100	1250	1200	20	1600
RANCHI	960	1070	1035	220	1300
SHIMLA	1500	1700	1600	28	2000
SRINAGAR	1100	1250	1200	120	1800
SURAT	1100	1200	1150	150	2000
TRIVENDRUM	2000	2200	2100	16	2800

(Source: NHB)

### Disclaimer

The information contained in this document has been compiled by Agriwatch from sources believed to be reliable, such as NHB, Agmarknet, etc. and directly from traders in mandis. However, users of this data are requested to use the information with due caution and crosscheck with other sources. This document is not, and should not be construed as an offer to sell or buy any commodities. This document may not be reproduced, distributed or published without the express consent of SFAC