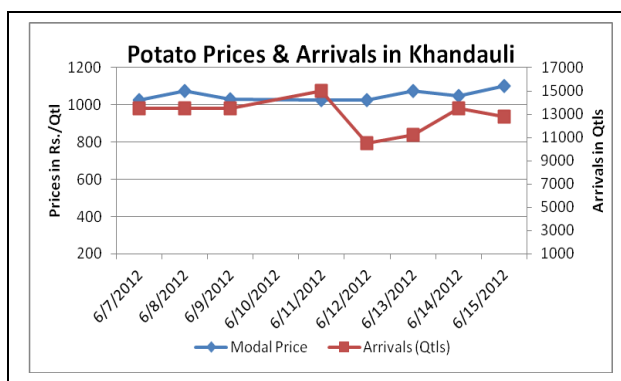
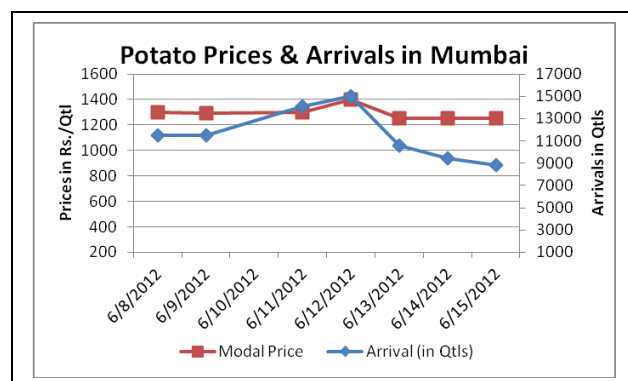
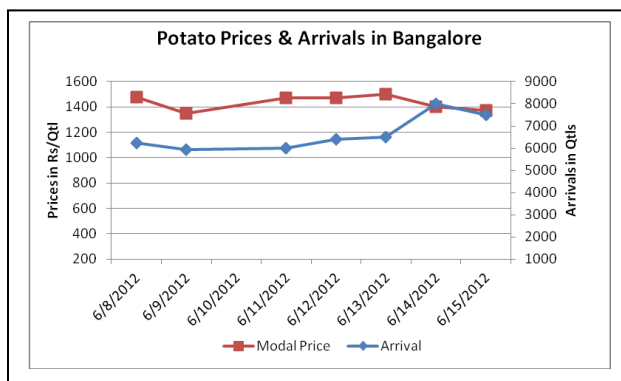
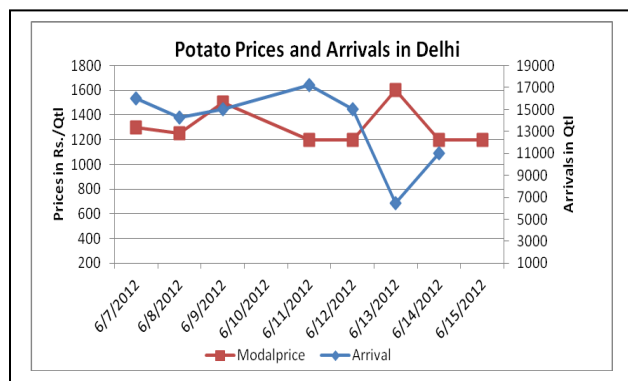


## Potato Fundamentals:

- In Hasan (Karnataka) kharif sowing has started but still 37% of sowing has done due to deficit rainfall. It indicates that if sowing will be delayed further the prices could go up to Rs1500- 1600/ quintal as per the traders.
- In Delhi market potato from Haldwani (Uttarakhand) is available which is fetching the highest prices 17- 21/ kg which is almost 45% higher as compare to other varieties of potato available in Azadpur market.
- Liquidation of cold stored potato from Agra is increased by 40% as compared to last week due to remunerative prices. Earlier it used to be 350 bags/ day which have increased to 500 bags per day.
- In Purnia (Bihar) prices have increased to 8% as compare to 1<sup>st</sup> week of this month. Prices are expected to rise after the arrival of monsoon.

## Potato Prices & Arrivals in Producing & Consumption Centers



(Source:AGRIWATCH)

## Potato Prices & Arrivals in UP Mandis as on 15/6/2012

Mandi	Agra	Khandauli	Aligarh	Sadabad	Shikohabad	Kanpur	Farrukhabad
Price (in Qtl)	1000	1100	1000	600-650	800-900	1000-1200	1100-1150
Arrivals (in Qtl)	800	12800	400	7000	400	22500	2500

## Potato Prices & Arrivals in UP Mandis as on 14/6/2012

Mandi	Agra	Khandauli	Aligarh	Sadabad	Shikohabad	Kanpur	Farrukhabad
Price (in Qtl)	800-1000	1000-1100	950-1000	600-650	1000-1050	800-1000	1000-1100
Arrivals (in Qtl)	750	13500	500	7500	400	2200	2250

(Source:AGRIWATCH)

15<sup>th</sup> June, 2012

## Potato Futures Prices at MCX as on 15<sup>th</sup> June 2012

Symbol	Exchange	Delivery Center	Expiry Date	Today's Close Price	Prev Close Price	Net Change	Today's Open Interest	Previous Day Open Interest	Change
POTATO	MCX	Agra	15-Jun-12	1087	1076.7	10.30	1470	4050	2580.00
POTATO	MCX	Agra	14-Jul-12	1134	1139	-5.00	17610	16410	1200.00
POTATOTRWR	MCX	Tarkeshwar	15-Jun-12	945	939.6	5.40	2580	2880	-300.00
POTATOTRWR	MCX	Tarkeshwar	14-Jul-12	986	984.5	1.50	5970	5760	210.00
					Total			29100	1470.00

## Potato Futures Prices at NCDEX as on 15<sup>th</sup> June 2012

Symbol	Exchange	Delivery Center	Expiry Date	Today's Close Price	Prev Close Price	Net Change	Today's Open Interest	Previous Day Open Interest	Change
POTATO	NCDEX	Agra	20-Jun-12	1009	1015	-6.00	1290	1290	0
POTATO	NCDEX	Agra	20-Jul-12	1085.5	1090.6	-5.10	4230	4110	120
					Total			5400	120

(Source: AGRIWATCH)

## Technical Analysis - Potato- June Contract at MCX



## Potato Prices in major markets – Mandi vs. Retail as on 14<sup>th</sup> June 2012

Centre Name	Min Price	Max Price	Avg Price	Arrivals	Retail Price (Rs/Qtl)
	(Rs/Qtl)	(Rs/Qtl)	(Rs/Qtl)	(MT)	
ABOHAR	830	1080	955	112	1500
AGRA	800	1000	900	160	1600
AHMEDABAD	900	1200	1050	189	1500
BHOPAL	1200	1300	1250	120	1500
BHUBANESHWAR	940	1040	1000	600	1300
CHANDIGARH	1125	1250	1188	80	1600
CHENNAI	1600	1800	1700	230	2400
DEHRADUN	670	860	831	76	1500
DELHI	1000	1600	1300	780	1800
GUWAHATI	1400	1500	1450	30	1900
GUWAHATI	1250	1350	1300	160	1600
JAIPUR	900	1000	960	240	1500
JAMMU	1500	2000	1800	18	2500
KANPUR	800	1000	900	2200	1500
KOLKATA	1120	1140	1130	441	1300
LUCKNOW	1050	1200	1125	42	1500
MUMBAI	1150	1350	1200	944	1500
NAGPUR	1300	1500	1400	80	2000
NASIK	1100	1400	1320	65	1650
PATNA	1025	1125	1075	25	1500
RAIPUR	1100	1250	1175	28	1600
RANCHI	1100	1200	1180	240	1500
SHIMLA	1500	1600	1550	26	2000
SRINAGAR	1250	1400	1300	90	1500
SURAT	1200	1300	1250	200	2000
TRIVENDRUM	2000	2200	2100	20	2500

(Source: NHB)

### Disclaimer

The information contained in this document has been compiled by Agriwatch from sources believed to be reliable, such as NHB, Agmarknet, etc. and directly from traders in mandis. However, users of this data are requested to use the information with due caution and crosscheck with other sources. This document is not, and should not be construed as an offer to sell or buy any commodities. This document may not be reproduced, distributed or published without the express consent of SFAC