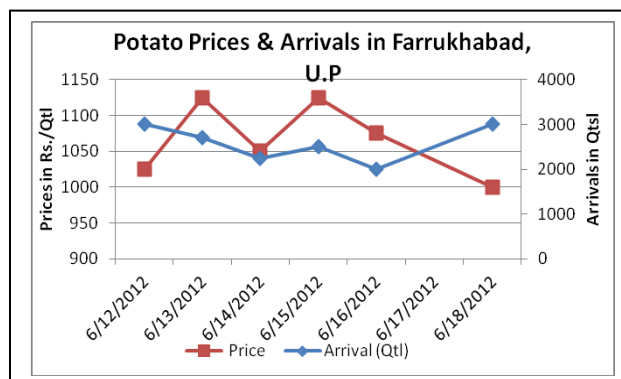
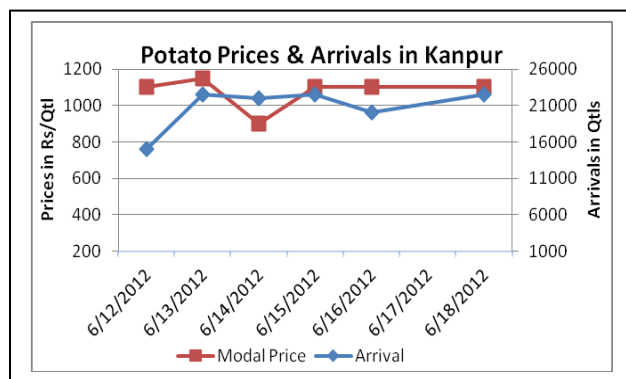
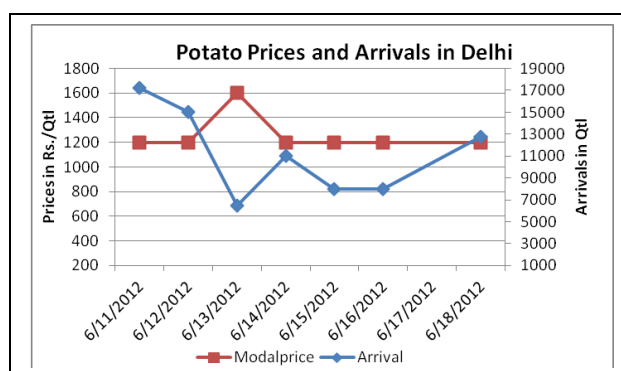
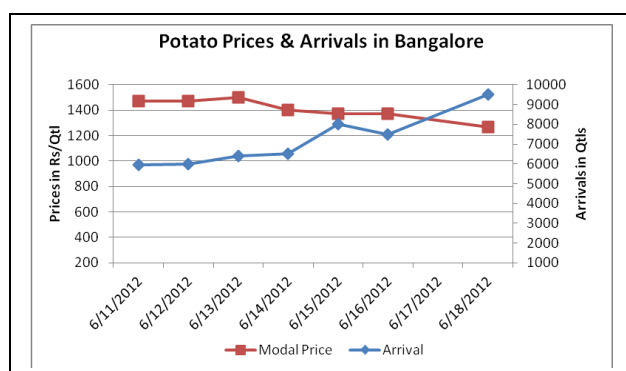


## Potato Fundamentals

- In Delhi, highest wholesale prices recorded were Rs. 1650/Qtl for Shimla side potato which commands higher price due to its taste and size. Potatoes from other states like Punjab, UP and Gujarat also come to Delhi- Azadpur Mandi. The average modal price was Rs. 1200 on 18<sup>th</sup> June and has increased around Rs. 80-100/Qtl in last few days due to good demand and arrivals of potato from Himachal region.
- In Begusarai (Bihar) still 15% of potatoes are released from the cold storage. Though the prices have increased by 4.2 % as compared to last week prices which was Rs 1075/quintal. It gives an indication towards positive market ahead.
- In Samastipur (Bihar) the prices of potatoes are high by 35 % which is Rs 1100/ quintal against last year because of less production this year.
- In Bangalore 90% of potato is coming from Agra (U.P) whereas rest is coming from Indore. As per the trader prices may fall later because local traders have stocked more than the expected demand. So this excessiveness will affect the prices in downward trend.

## Potato Prices & Arrivals in Producing & Consumption Centers



(Source: AGRIWATCH)

## Potato Prices & Arrivals in UP Mandi as on 18/6/2012

Mandi	Agra	Khandauli	Aligarh	Sadabad	Shikohabad	Kanpur	Farrukhabad
Price (in Qtl)	1000-1100	1100	950	650-750	1000-1100	1000-1200	900-1100
Arrivals (in Qtl)	600	13500	500	8000	250	22500	3000

## Potato Prices & Arrivals in UP Mandi as on 16/6/2012

Mandi	Agra	Khandauli	Aligarh	Sadabad	Shikohabad	Kanpur	Farrukhabad
Price (in Qtl)	1000-1100	1050-1100	950-1000	600-650	900-1000	1000-1200	1000-1150
Arrivals (in Qtl)	600	13500	500	9000	400	20000	2000

(Source: AGRIWATCH)



**SFAC**  
लघु कृषक  
कृषि व्यापार संघ

Small Farmers'  
Agribusiness  
Consortium



**AGRIWATCH**

## Potato Futures Prices at MCX as on 18<sup>th</sup> June 2012

Symbol	Exchange	Delivery Center	Expiry Date	Today's Close Price	Prev. Close Price	Net Change	Today's Open Interest	Previous Day Open Interest	Change
POTATO	MCX	Agra	14-Jul-12	1155	1131.8	23.20	17850	18030	-180.00
POTATO	MCX	Agra	14-Aug-12	1231.9	1197	34.90	16080	15900	180.00
POTATOTRWR	MCX	Tarkeshwar	14-Jul-12	1015.2	985.6	29.60	5610	5850	-240.00
POTATOTRWR	MCX	Tarkeshwar	14-Aug-12	1055	1027.8	27.20	3750	3810	-60.00
					Total			43590	-300.00

(Source: AGRIWATCH)

## Potato Futures Prices at NCDEX as on 18<sup>th</sup> June 2012

Symbol	Exchange	Delivery Center	Expiry Date	Today's Close Price	Prev Close Price	Net Change	Today's Open Interest	Previous Day Open Interest	Change
POTATO	NCDEX	Agra	20-Jun-12	1013.8	1013.8	0.00	1290	1290	0
POTATO	NCDEX	Agra	20-Jul-12	1110.1	1085.1	25.00	4170	4155	15
					Total			5445	15

## Technical Analysis - Potato- July Contract at MCX



Potato prices in futures market for Agra delivery at MCX platform also increased which is visible through large green candle formation. Short-covering were seen in near month contracts of July expiry. Next small resistance for July futures could be near 1170.

## Potato Prices in major markets – Mandi vs. Retail as on 16<sup>th</sup> June 2012

Centre Name	Min Price (Rs/Qtl)	Max Price (Rs/Qtl)	Model Price (Rs/Qtl)	Arrival (MT.)	Retail Price (Rs/Qtl)
ABOHAR	850	1120	985	110	1500
AGRA	950	1060	1005	170	1600
AHMEDABAD	900	1200	1000	182	1500
BANGALORE	1300	1500	1400	540	2000
BHOPAL	1000	1200	1100	125	1400
BHUBANESHWAR	900	1000	950	600	1300
CHANDIGARH	1125	1375	1250	90	1600
CHENNAI	1600	1800	1700	230	2400
DELHI	1000	1650	1325	925	1800
GANGATOK	1200	1600	1400	2	1700
GUWAHATI	1200	1300	1250	140	1600
JAIPUR	850	950	905	260	1500
JAMMU	1200	1300	1250	54	1800
KOLKATA	1140	1160	1150	432	1350
LUCKNOW	1080	1230	1150	40	1600
MUMBAI	1200	1400	1300	864	1800
NAGPUR	1300	1600	1450	240	2000
NASIK	1300	1500	1420	65	1750
PATNA	1050	1150	1100	30	1500
RAIPUR	1100	1250	1200	22	1600
RANCHI	1118	1280	1200	210	1500
SHIMLA	1700	1800	1750	25	2000
SRINAGAR	1200	1400	1300	90	1500
SURAT	1200	1300	1250	200	2000
TRIVENDRUM	2000	2200	2100	16	2500

(Source: NHB)

### Disclaimer

The information contained in this document has been compiled by Agriwatch from sources believed to be reliable, such as NHB, Agmarknet, etc. and directly from traders in mandis. However, users of this data are requested to use the information with due caution and crosscheck with other sources. This document is not, and should not be construed as an offer to sell or buy any commodities. This document may not be reproduced, distributed or published without the express consent of SFAC