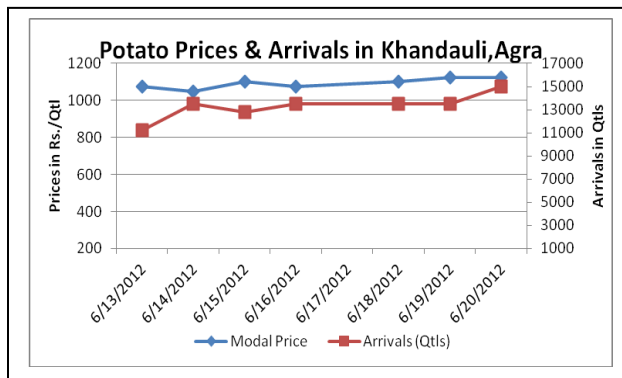
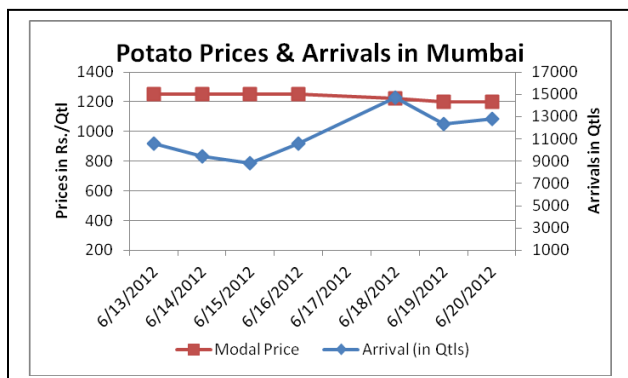
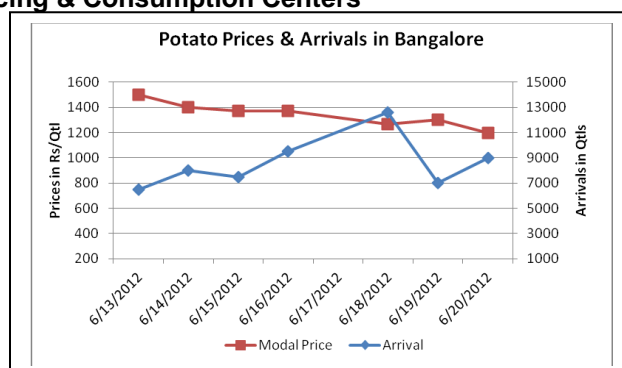
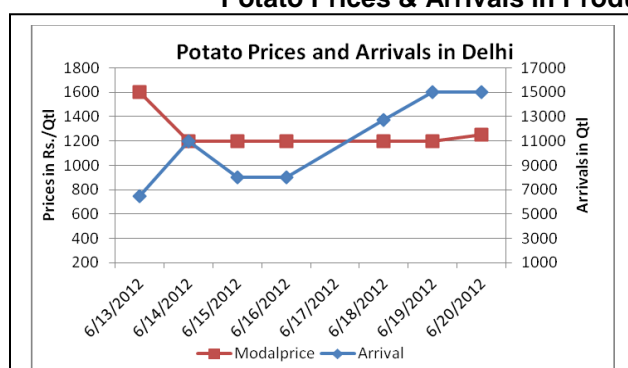


Potato Fundamentals

- As per the trader, prices in Hathras (U.P) prices may fall because farmers/traders have stocked potato in cold storages in seek of high prices in future. But sudden excessive supply may lead to lower prices. This year total release from cold storage is lagging by 15% as compared to last year
- In Hathras (U.P) till now 20% of potato is released from the cold storage which was 30-35% released by June. New cold store capacity has come up this year in Hathras district. Around 10 new cold stores have opened in Hathras district alone.
- In samastipur (Bihar) the prices are 40% high as compared to previous year due to less production across producing region. The prices are trading near Rs 1175/Qtl which was Rs. 750/Qtl at the same time last year.
- In Samastipur (Bihar) till now 15-20 % has been released by the cold storages. Last year at this particular time, it was not even started. So traders expect prices are expected to increase further.

Potato Prices & Arrivals in Producing & Consumption Centers



(Source: AGRIWATCH)

Potato Prices & Arrivals in UP Mandi as on 20/6/2012

Mandi	Agra	Khandauli	Aligarh	Sadabad	Shikohabad	Kanpur	Farrukhabad
Price (in Qtl)	900-1000	1100-1150	850-950	650-700	1000-1120	800-1000	950-1100
Arrivals (in Qtl)	600	15000	400	6000	250	12000	3000

Potato Prices & Arrivals in UP Mandi as on 19/6/2012

Mandi	Agra	Khandauli	Aligarh	Sadabad	Shikohabad	Kanpur	Farrukhabad
Price (in Qtl)	800-950	1100-1150	850-1000	650-750	1000-1100	800-1000	1000-1150
Arrivals (in Qtl)	600	13500	1000	8000	250	14000	3750

(Source: AGRIWATCH)



SFAC
लघु कृषक
कृषि व्यापार संघ

Small Farmers'
Agribusiness
Consortium



AGRIWATCH

Potato Futures Prices at MCX as on 20th June 2012

Symbol	Exchange	Delivery Center	Expiry Date	Today's Close Price	Prev. Close Price	Net Change	Today's Open Interest	Previous Day Open Interest	Change
POTATO	MCX	Agra	14-Jul-12	1163.1	1160	3.10	17370	17430	-60.00
POTATO	MCX	Agra	14-Aug-12	1255	1246.5	8.50	19590	18090	1500.00
POTATOTRWR	MCX	Tarkeshwar	14-Jul-12	1040	1036	4.00	5070	5160	-90.00
POTATOTRWR	MCX	Tarkeshwar	14-Aug-12	1080	1072	8.00	3270	3570	-300.00
					Total			44250	1050.00

Potato Futures Prices at NCDEX as on 20th June 2012

Symbol	Exchange	Delivery Center	Expiry Date	Today's Close Price	Prev Close Price	Net Change	Today's Open Interest	Previous Day Open Interest	Change
POTATO	NCDEX	Agra	20-Jul-12	1115.9	1123	-7.10	4170	4305	-135
POTATO	NCDEX	Agra	17-Aug	1191	1179.2	11.80	3930	3285	645
					Total			7590	510

Technical Analysis - Potato- July Contract at MCX



MCX potato July future for Agra delivery is trading in the range of Rs. 1130-1170 from last few days. Since prices are trading comfortably above its 4-day, 9-day and 18-day exponential moving average, there is chance of further increase in prices after it breaches the level of Rs. 1180 with good volume.

Potato Prices in major markets – Mandi vs. Retail as on 19th June 2012

Centre Name	Min Price (Rs/Qtl)	Max Price (Rs/Qtl)	Avg. Price (Rs/Qtl)	Arrivals (MT)	Retail Price (Rs/Qtl)
AGRA	850	1000	925	175	1600
AHMEDABAD	1000	1250	1125	192	1800
BANGALORE	1300	1500	1400	540	2000
BARAUT	1100	1200	1150	17	1600
BHUBANESHWAR	1100	1200	1150	400	1400
CHANDIGARH	1031	1281	1156	80	1600
CHENNAI	1700	1900	1800	220	2400
DELHI	1000	1800	1400	1112	1900
GANGATOK	1200	1500	1400	3	1700
GUWAHATI	1250	1350	1300	160	1600
JAIPUR	900	1000	955	270	1500
JAMMU	1200	1300	1250	72	1500
KANPUR	800	1000	900	1400	1500
KOLKATA	1120	1140	1130	441	1300
LUCKNOW	1100	1230	1165	30	1600
MUMBAI	1100	1350	1200	1232	1800
NAGPUR	1300	1500	1400	220	2000
PATNA	1050	1150	1100	32	1500
PUNE	1300	1500	1400	625	1800
RAIPUR	1100	1250	1200	25	1600
RANCHI	1210	1280	1250	220	1500
SHIMLA	1500	1600	1550	22	2000
SRINAGAR	1250	1400	1350	70	1800
SURAT	1000	1200	1100	200	2000
TRIVENDRUM	1700	1900	1800	20	2400

(Source: NHB)

Disclaimer

The information contained in this document has been compiled by Agriwatch from sources believed to be reliable, such as NHB, Agmarknet, etc. and directly from traders in mandis. However, users of this data are requested to use the information with due caution and crosscheck with other sources. This document is not, and should not be construed as an offer to sell or buy any commodities. This document may not be reproduced, distributed or published without the express consent of SFAC