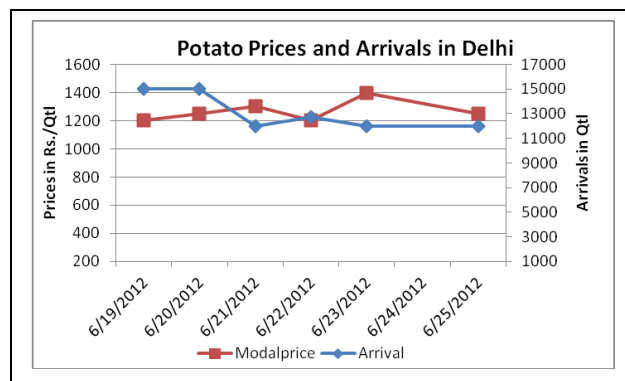
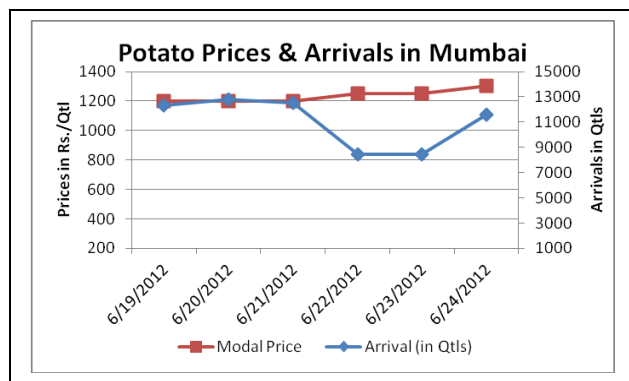
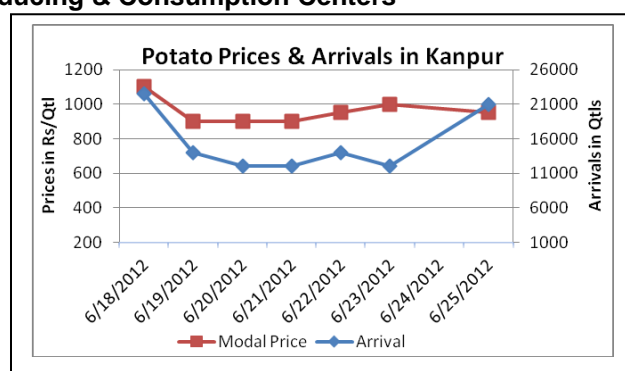
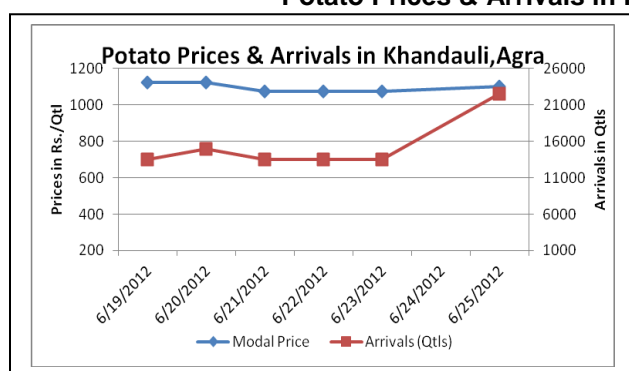


Potato Fundamentals

- On Commodity Exchanges, futures contracts of different expiries surged by 2-4% followed by rise in open interest which shows market participant's renewed buying interest.
- In Khandauli (U.P) arrivals are increased by 60% whereas prices remain firm. The main reason behind high arrivals is that small farmers are taking out their stocked potatoes in market because the prices are firm throughout the June.
- In Begusarai (Bihar) farmers/traders are not releasing potato because this year production is less by 15% compare to last year. Last year release from cold storages were 35% this which is only 15% till now. This year release is less as farmers have stocked the potato in expectation of high remuneration in future as production is low.
- The retail prices of potato in Delhi and Bangalore market during the month of June 2012 have increased by around 60% compared to last year which was 1300 per quintal.

Potato Prices & Arrivals in Producing & Consumption Centers



(Source: AGRIWATCH)

Potato Prices & Arrivals in UP Mandi as on 25/6/2012

Mandi	Agra	Khandauli	Aligarh	Sadabad	Shikohabad	Kanpur	Farrukhabad
Price (in Qtl)	750-1000	1075-1125	900-950	650-700	1000-1120	800-1100	1050-1150
Arrivals (in Qtl)	600	22500	400	90000	350	21000	3750

Potato Prices & Arrivals in UP Mandi as on 23/6/2012

Mandi	Agra	Khandauli	Aligarh	Sadabad	Shikohabad	Kanpur	Farrukhabad
Price (in Qtl)	900-1100	1050-1100	900	650-750	1000-1050	800-1200	1000-1050
Arrivals (in Qtl)	400	13500	400	9000	300	12000	3000

(Source: AGRIWATCH)



SFAC
लघु कृषक
कृषि व्यापार संघ

Small Farmers'
Agribusiness
Consortium



AGRIWATCH

Potato Futures Prices at MCX as on 25th June 2012

Symbol	Exchange	Delivery Center	Expiry Date	Today's Close Price	Prev Close Price	Net Change	Today's Open Interest	Previous Day Open Interest	Change
POTATO	MCX	Agra	14-Jul-12	1188.9	1171.3	17.60	16590	15450	1140.00
POTATO	MCX	Agra	14-Aug-12	1327.9	1286.3	41.60	22050	21600	450
POTATOTRWR	MCX	Tarkeshwar	14-Jul-12	1104.1	1061.6	42.50	4350	4410	-60.00
POTATOTRWR	MCX	Tarkeshwar	14-Aug-12	1162.6	1117.9	44.70	2610	3630	-1020.00
					Total			45090	-5820

Potato Futures Prices at NCDEX as on 25th June 2012

Symbol	Exchange	Delivery Center	Expiry Date	Today's Close Price	Prev Close Price	Net Change	Today's Open Interest	Previous Day Open Interest	Change
POTATO	NCDEX	Agra	20-Jul-12	1142	1120.2	21.80	4635	4500	135
POTATO	NCDEX	Agra	17-Aug	1257	1224.9	32.10	3675	3660	15
					Total			8160	150

Technical Analysis - Potato- July Contract at MCX



Potato Prices in major markets – Mandi vs. Retail as on 23rd June 2012

Centre Name	Min Price (Rs/Qtl)	Max Price (Rs/Qtl)	Avg Price (Rs/Qtl)	Arrivals (MT)	Retail Price (Rs/Qtl)
ABOHAR	840	1020	930	112	1500
AHMEDABAD	900	1150	1000	210	1800
AMRITSAR	780	920	850	27	1200
BARAUT	1100	1200	1150	17	1500
CHENNAI	1600	1800	1700	220	2400
DELHI	1300	1700	1550	1081	1800
DELHI	900	1160	1030	0	1400
GANGATOK	1400	1600	1500	2	1800
GUWAHATI	1400	1500	1450	25	1800
GUWAHATI	1200	1300	1250	120	1600
JAIPUR	850	950	905	288	1500
JAMMU	1200	1300	1250	63	1500
PATNA	1050	1200	1125	48	1500
RAIPUR	1150	1250	1200	24	1700
RANCHI	1210	1300	1280	210	1500
SHIMLA	1500	1600	1550	25	2000
SRINAGAR	1350	1450	1400	20	1800
SURAT	1000	1200	1100	230	1800

(Source: NHB)

Disclaimer

The information contained in this document has been compiled by Agriwatch from sources believed to be reliable, such as NHB, Agmarknet, etc. and directly from traders in mandis. However, users of this data are requested to use the information with due caution and crosscheck with other sources. This document is not, and should not be construed as an offer to sell or buy any commodities. This document may not be reproduced, distributed or published without the express consent of SFAC