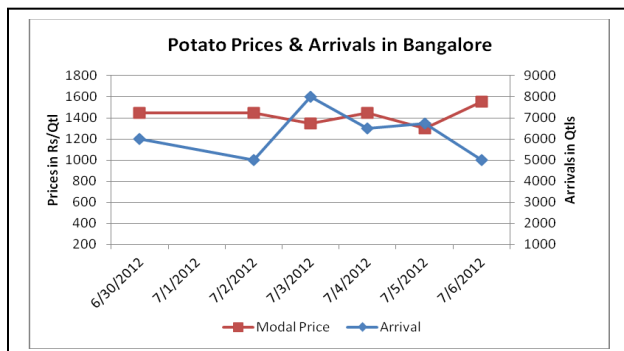
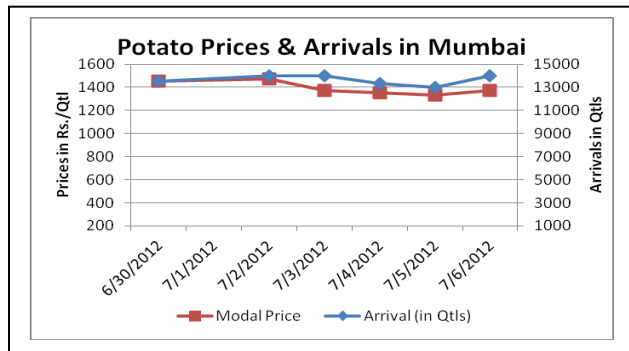
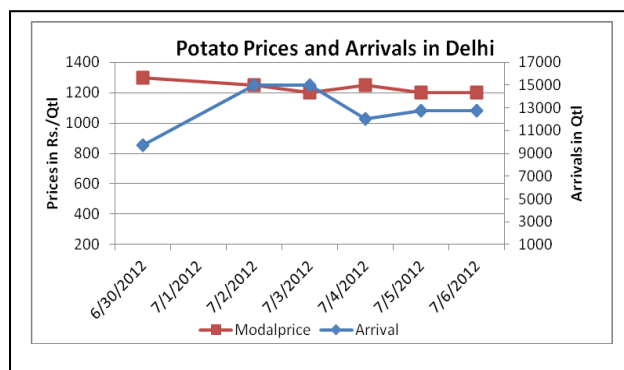
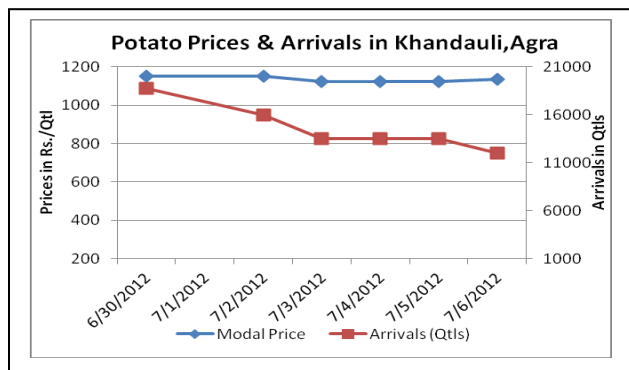


Potato Fundamentals

- In Agra, so far 25- 30% of potato is released from the cold storages. Prices are expected to increase in coming days because this year production was 25-30% less compared to last year. Presently prices are ranging between Rs1100 – 1050/Qtl.
- In Delhi market arrivals have decreased by 20% as compare to average of last two days, whereas no significant changes was seen in the prices. As per the trader just after the monsoon both arrival and price are likely to increase.
- In Bangalore 90% of potato is coming from U.P whereas rest is coming from Indore. As per the trader arrivals has decreased by 25% as compare to 1st week of last month. The reason being less release from cold storages in expectation of high prices in coming days.
- In west Bengal market maximum prices are being fetched by 'Jyoti' and 'chipsona' variety which are available in the range of Rs1250-1300/Qtl and further the prices are expected to increase due to high consumption demand.

Potato Prices & Arrivals in Producing & Consumption Centers



(Source: AGRIWATCH)

Potato Prices & Arrivals in major Mandis on 6/7/2012

| Mandi | Khandauli, Agra | Farrukhabad | Sirsa Ganj | Kanpur | Jalandhar | Indore (MP) | Bangalore |
|-------------------|-----------------|-------------|------------|----------|-----------|-------------|-----------|
| Price (Rs/Qtl) | 1100-1175 | 1000-1150 | 1100-1160 | 900-1300 | 900-1050 | 600-1200 | 1200-1900 |
| Arrivals (in Qtl) | 12000 | 1500 | 6000 | 10000 | 500 | 5000 | 5000 |

(Source: AGRIWATCH)

Potato Prices in major markets – Mandi vs. Retail as on 6th July 2012

| Centre Name | Min Price (Rs/Qtl) | Max Price (Rs/Qtl) | Avg Price (Rs/Qtl) | Arrivals (MT) | Retail Price (Rs/Qtl) |
|-------------|--------------------|--------------------|--------------------|---------------|-----------------------|
| ABOHAR | 850 | 1060 | 955 | 110 | 1500 |
| AGRA | 930 | 1040 | 985 | 200 | 1400 |
| AHMEDABAD | 1000 | 1250 | 1125 | 210 | 1500 |
| AMRITSAR | 800 | 900 | 850 | 25 | 1200 |
| BARAUT | 1200 | 1300 | 1250 | 17 | 1600 |
| CHANDIGARH | 975 | 1063 | 1019 | 85 | 1600 |
| CHENNAI | 1600 | 1800 | 1700 | 200 | 2400 |
| DELHI | 1700 | 2000 | 1900 | 1152 | 2100 |
| GANGATOK | 1500 | 2000 | 1800 | 3 | 2000 |
| GUWAHATI | 1400 | 1480 | 1450 | 160 | 1700 |
| JAIPUR | 900 | 1000 | 960 | 230 | 1500 |
| JAMMU | 1100 | 1200 | 1150 | 54 | 1500 |
| KANPUR | 800 | 1000 | 900 | 1620 | 1500 |
| KOLKATA | 1280 | 1300 | 1290 | 387 | 1500 |
| LUCKNOW | 1050 | 1200 | 1125 | 43 | 1500 |
| NAGPUR | 1250 | 1450 | 1350 | 240 | 1800 |
| NASIK | 1200 | 1400 | 1320 | 55 | 1800 |
| PATNA | 1100 | 1200 | 1150 | 35 | 1600 |
| PUNE | 1300 | 1450 | 1370 | 647 | 1600 |
| RAIPUR | 1250 | 1400 | 1350 | 31 | 2000 |
| RANCHI | 1200 | 1375 | 1315 | 240 | 1600 |
| SHIMLA | 1200 | 1400 | 1300 | 31 | 2000 |
| SRINAGAR | 1180 | 1350 | 1300 | 80 | 1800 |
| SURAT | 1000 | 1200 | 1100 | 240 | 2000 |
| TRIVENDRUM | 1900 | 2250 | 2000 | 20 | 2700 |

(Source: NHB)

Disclaimer

The information contained in this document has been compiled by Agriwatch from sources believed to be reliable, such as NHB, Agmarknet, etc. and directly from traders in mandis. However, users of this data are requested to use the information with due caution and crosscheck with other sources. This document is not, and should not be construed as an offer to sell or buy any commodities. This document may not be reproduced, distributed or published without the express consent of SFAC



SFAC
लघु कृषक
कृषि व्यापार संघ

Small Farmers'
Agribusiness
Consortium



AGRIWATCH