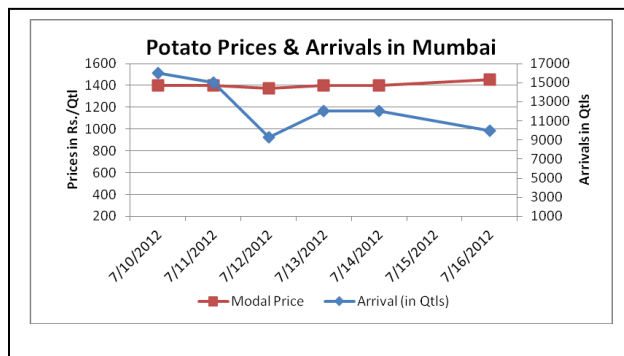
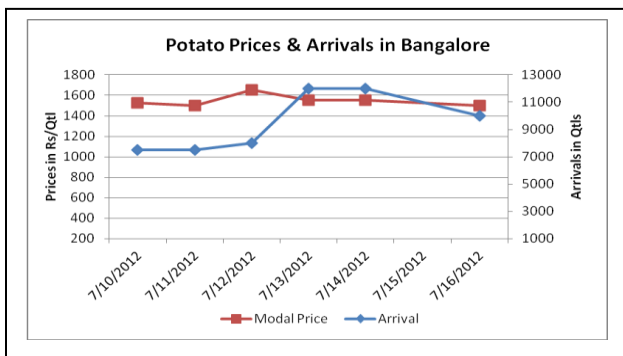
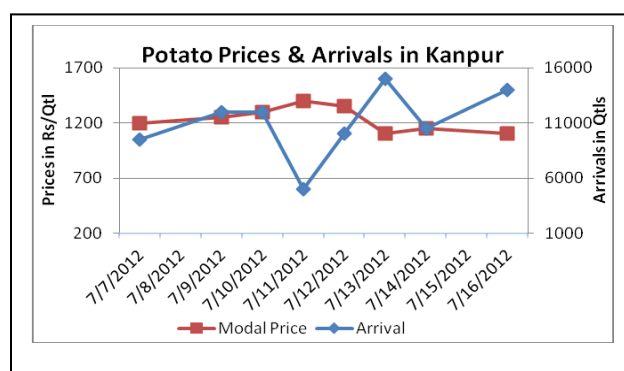
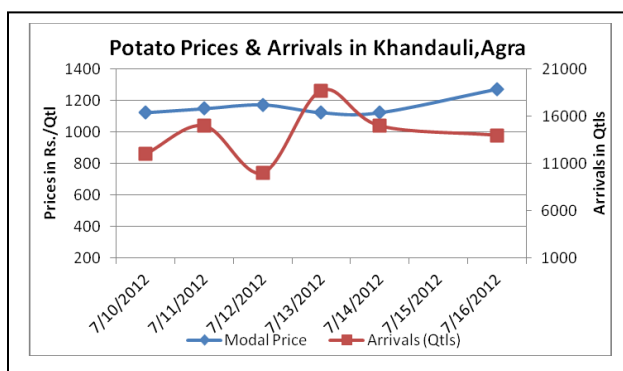


## Potato Fundamentals

- As per the trader from Agra this year demand of '3797' variety of potato is more as compare to 'Chipsona' variety. The '3797' variety is fetching the prices of Rs1350/quintal whereas 'Chipsona' is selling out at 1150/quintal because of its low shelf life.
- As potato from Karnataka is late due to deficit rainfall and delay in monsoon, so prices are rising in major producing regions like Uttar Pradesh and Bihar where prices are moving around Rs1300/qrtl and Rs1350 /qrtl respectively.
- In Khandauli (U.P) release from cold storages has decreased as today potato was traded at Rs 1350/quintal. Release from cold storages has decreased because farmers/traders are not even ready to sell at Rs1350/qrtl because they are expecting more looking at the market condition.
- In Guwahati, potato mainly comes from West Bengal and Uttar Pradesh. Demand of potato variety '3797' is more as compare to other varieties. Currently wholesale prices are hovering between Rs 1500-1550/quintal.

## Potato Prices & Arrivals in Producing & Consumption Centers



(Source: AGRIWATCH)

## Potato Prices & Arrivals in UP Mandi as on 16/7/2012

Mandi	Khandauli	Farrukhabad	Sirsa Ganj	Kanpur	Jalandhar	Indore	Bangalore
Price (in Qtl)	1200-1350	1150-1250	1200-1250	1000-1200	950-1100	500-1300	1400-1600
Arrivals (in Qtl)	14000	2250	9000	14000	800	3500	10500

## Potato Prices & Arrivals in UP Mandi as on 14/7/2012

Mandi	Khandauli	Farrukhabad	Sirsa Ganj	Kanpur	Jalandhar	Indore	Bangalore
Price (in Qtl)	1050-1200	1150-1250	1200-1260	1000-1300	950-1100	500-1400	1400-1600
Arrivals (in Qtl)	15000	3000	4500	10500	800	5000	10000

(Source: AGRIWATCH)



**SFAC**  
लघु कृषक  
कृषि व्यापार संघ

**Small Farmers'**  
**Agribusiness**  
**Consortium**



**AGRIWATCH**

## Potato Futures Prices at MCX as on 16<sup>th</sup> July 2012

Symbol	Exchange	Delivery Center	Expiry Date	Today's Close Price	Prev Close Price	Net Change	Today's Open Interest	Previous Day Open Interest	Change
POTATO	MCX	Agra	14-Aug-12	1319.5	1309.3	10.20	19500	21090	-1590.00
POTATO	MCX	Agra	15-Sep-12	1441	1434.9	6.10	19110	19800	-690.00
POTATOTRWR	MCX	Tarkeshwar	14-Aug-12	1080.1	1085.3	-5.20	5580	5340	240.00
POTATOTRWR	MCX	Tarkeshwar	15-Sep-12	1176	1176.9	-0.90	13260	14040	-780.00
					Total		57450	60270	-2820.00

## Potato Futures Prices at NCDEX as on 16<sup>th</sup> July 2012

Symbol	Exchange	Delivery Center	Expiry Date	Today's Close Price	Prev Close Price	Net Change	Today's Open Interest	Previous Day Open Interest	Change
POTATO	NCDEX	Agra	20-Jul-12	1160	1120.1	39.90	615	1200	-585
POTATO	NCDEX	Agra	17-Aug	1263.8	1253	10.80	2805	2880	-75
POTATO	NCDEX	Agra	20-Sep	1388	1380	8.00	4230	4320	-90
					Total		7650	8400	-750

(Source: MCX, NCDEX)

## Technical Analysis - Potato- August Contract at MCX



Short-covering was seen in MCX-Aug contract for Agra delivery. Intra-day prices touched high of Rs. 1333 but by the time market closed, it came down and finally closed at 1320, up by Rs. 10/Qtl as compared to previous closing. Futures market was supported by increased spot prices in Agra. However, MCX-Aug futures prices for Agra delivery are still in the range of Rs. 1290-1330 and closing on either side with good volume will decide further movement.

## Potato Prices in major markets – Mandi vs. Retail as on 16<sup>th</sup> July 2012

Centre Name	Min. . Price (Rs/Qtl)	Max. Price (Rs/Qtl)	Model. Price (Rs/Qtl)	Arrival (MT.)	Retail Price (Rs/Qtl)
AGRA	1060	1190	1125	120	1800
AHMEDABAD	1000	1250	1100	246	1500
BHOPAL	1200	1400	1300	80	1600
CHENNAI	1600	1800	1700	220	2400
DEHRADUN	1218	1372	1275	35	2000
DELHI	2000	2250	2125	146	2300
GANGATOK	1400	2000	1800	2	2000
GUWAHATI	1450	1600	1550	140	1900
JAIPUR	900	1000	960	268	1500
JAMMU	1100	1200	1150	72	1500
KANPUR	1000	1200	1100	1400	1600
KOLKATA	1180	1200	1190	432	1400
LUCKNOW	1000	1200	1100	45	1600
MUMBAI	1300	1600	1500	1032	2000
NAGPUR	1350	1450	1400	250	1800
PATNA	1150	1250	1200	30	1800
PUNE	1400	1700	1500	565	2000
RANCHI	1185	1310	1280	245	1600
SHIMLA	1800	2400	2100	17	3000
SURAT	1000	1200	1100	160	2000

(Source: NHB)

### Disclaimer

The information contained in this document has been compiled by Agriwatch from sources believed to be reliable, such as NHB, Agmarknet, etc. and directly from traders in mandis. However, users of this data are requested to use the information with due caution and crosscheck with other sources. This document is not, and should not be construed as an offer to sell or buy any commodities. This document may not be reproduced, distributed or published without the express consent of SFAC