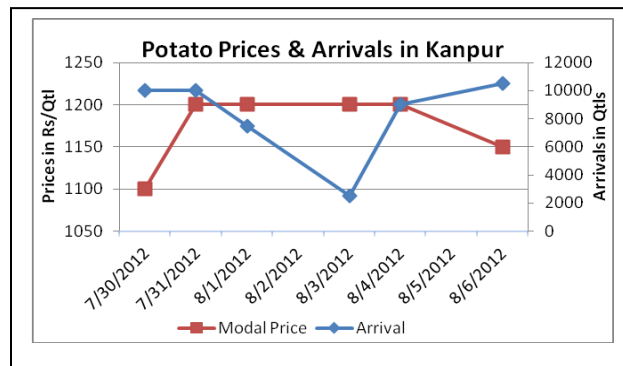
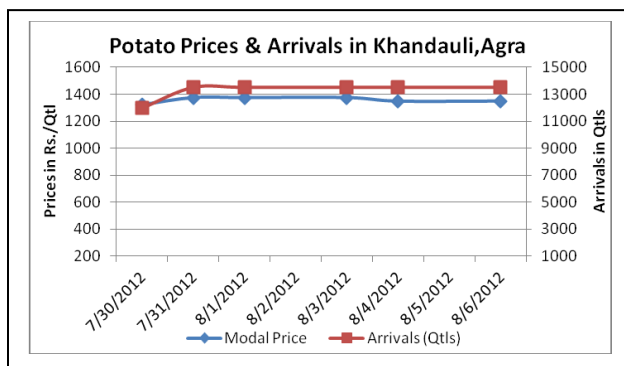
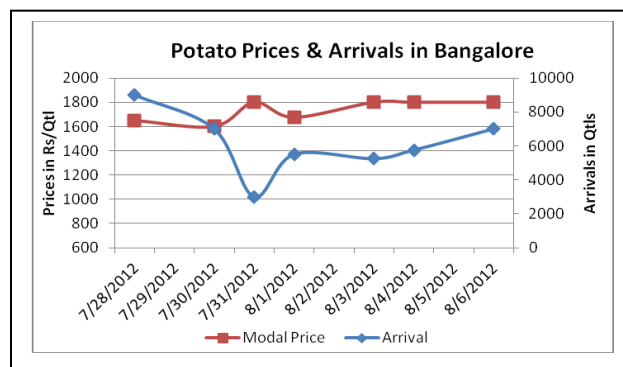
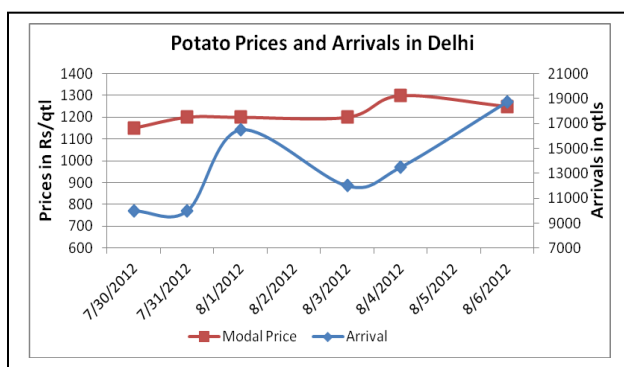


## Potato Fundamentals

- As per the news sources in Ludhiana, Punjab Agriculture university (PAU) has advised farmers to sell their potato stocks stored in cold storages during October and November, to fetch better returns. As this year production is less and in month of October – November arrivals are low. In month of July wholesale prices were hovering in the range of Rs 900 to Rs 1000 /quintal.
- In MCX, potatoes futures have sharply fallen from Rs 1350 to Rs 1270 in last 3-4 days because of increase in special margin from 15% to 30% and also increase in initial margin. The impact was seen next day after circular was released.
- In West Bengal state government has asked traders not to send the potatoes outside the state for time being due to fear of further increase in prices if local demand couldn't be met? As per trader, this decision of not allowing to send the potatoes outside should be reviewed because it is second largest producing state in the country and supplies all over the India, especially East India and South India.

## Potato Prices & Arrivals in Producing & Consumption Centers



(Source: AGRIWATCH)

## Potato Prices & Arrivals in major Mandi as on 6/8/2012

Mandi	Khandauli	Farrukhabad	Sirsa Ganj	Kanpur	Jalandhar	Indore	Bangalore
Price (in Qtl)	1350	1250-1350	1400	1000-1300	800-1050	500-1400	1700-1900
Arrivals (in Qtl)	13500	3000	7500	10500	800	7000	7000

## Potato Prices & Arrivals in major Mandi as on 4/8/2012

Mandi	Khandauli	Farrukhabad	Sirsa Ganj	Kanpur	Jalandhar	Indore	Bangalore
Price (in Qtl)	1300-1400	1150-1350	1300-1400	1000-1400	800-1050	500-1500	1700-1900
Arrivals (in Qtl)	13500	2400	4000	9000	1000	7500	5750

(Source: AGRIWATCH)



**SFAC**  
लघु कृषक  
कृषि व्यापार संघ

**Small Farmers'**  
**Agribusiness**  
**Consortium**



**AGRIWATCH**

## Potato Futures Prices at MCX as on 6<sup>th</sup> August 2012

Symbol	Exchange	Expiry Date	Today's Close Price	Previous Close Price	Net Change	Today's Open Interest	Previous Day Open Interest	Change
POTATO	MCX	14-Aug-12	1292	1277	15.00	6720	6780	-60
POTATO	MCX	15-Sep-12	1355.5	1356	-0.50	16500	16260	240
POTATO	MCX	15-Oct-12	1473.1	1462.7	10.40	4020	3990	30
POTATOTRWR	MCX	14-Aug-12	1000	1005	-5.00	3540	3840	-300
POTATOTRWR	MCX	15-Sep-12	1110.5	1095	15.50	8490	8670	-180
POTATOTRWR	MCX	16-Oct-12	1208.6	1182	26.60	2670	2670	0
				Total		41940	42210	-270

## Potato Futures Prices at NCDEX as on 6<sup>th</sup> August 2012

Symbol	Exchange	Expiry Date	Today's Close Price	Previous Close Price	Net Change	Today's Open Interest	Previous Day Open Interest	Change
POTATO	NCDEX	17-Aug	1170	1205	-35.00	915	1035	-120
POTATO	NCDEX	20-Sep	1318.9	1315	3.90	4155	3975	180
				Total		5070	5010	60

## Technical Analysis - Potato- August Contract at MCX



**SFAC**  
 लघु कृषक  
 कृषि व्यापार संघ

Small Farmers'  
 Agribusiness  
 Consortium



**AGRIWATCH**

Potato Prices in major markets – Mandi vs. Retail as on 6<sup>th</sup> August 2012

Centre Name	Min. Price (Rs/Qtl)	Max. Price (Rs/Qtl)	Model Price (Rs/Qtl)	Arrival (MT.)	Retail Price (Rs/Qtl)
ABOHAR	800	1080	940	102	1500
AHMEDABAD	1100	1300	1200	180	1700
AMRITSAR	1000	1100	1050	25	1500
BANGALORE	1600	1800	1700	405	2400
BARAUT	1300	1400	1350	12	1800
CHANDIGARH	1000	1200	1100	80	1700
DEHRADUN	1800	2000	1900	25	3000
DEHRADUN	1200	1325	1280	43	2000
DELHI	1040	1350	1195	336	1800
GANGATOK	1400	1800	1600	3	2000
GUWAHATI	1400	1500	1450	140	2000
HYDERABAD	900	1600	1400	195	2000
JAIPUR	1000	1100	1060	274	1600
JAMMU	800	900	850	36	1200
KANPUR	1000	1300	1150	1600	2000
NAGPUR	1375	1550	1462	220	2000
PATNA	1200	1300	1250	30	1800
PUNE	1500	1700	1600	735	2000
RAIPUR	1200	1400	1340	31	2000
RANCHI	1200	1350	1300	240	1600
SHIMLA	1600	1700	1650	25	2000
SRINAGAR	1200	1300	1270	50	1800
SURAT	1000	1200	1100	230	1800
TRIVANDRUM	2000	2300	2150	18	2700

(Source: NHB)

## Disclaimer

The information contained in this document has been compiled by Agriwatch from sources believed to be reliable, such as NHB, Agmarknet, etc. and directly from traders in mandis. However, users of this data are requested to use the information with due caution and crosscheck with other sources. This document is not, and should not be construed as an offer to sell or buy any commodities. This document may not be reproduced, distributed or published without the express consent of SFAC