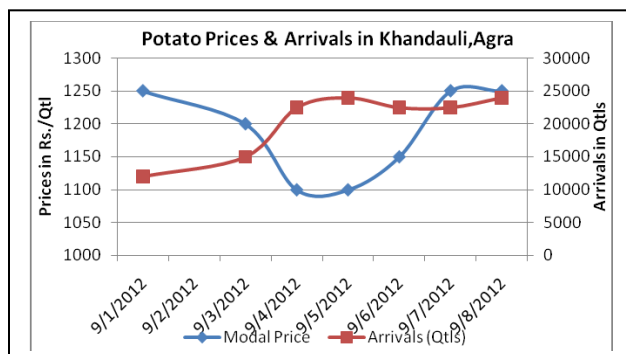
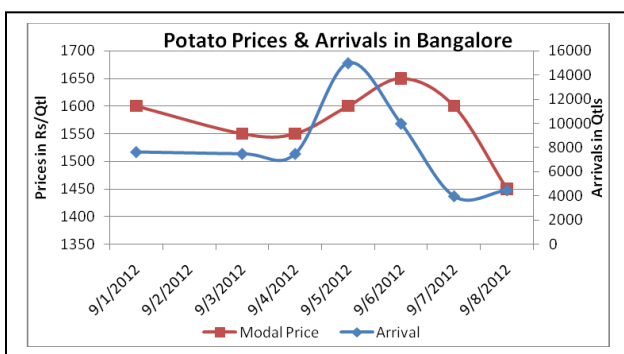
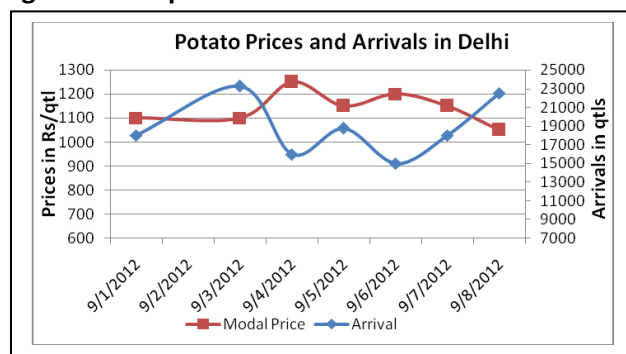
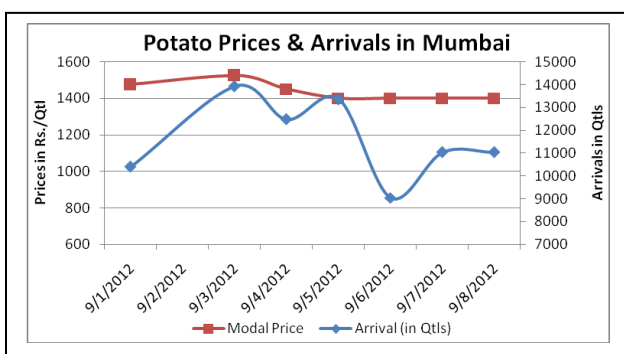


## Potato Fundamentals:

- Heavy short-build up is seen in March 2013 contract of MCX for Agra delivery. Current ruling prices of Rs. 720/Qtl looks to be attractive to traders. Traders expect prices to go down further with arrival of fresh crop in market.
- The pace of release from cold stores has increased in last one week. Farmers are actively coming to cold stores and are comfortable at prices of Rs. 1150-1200/Qtl.
- In Khandauli (Agra), 45- 50 % of potatoes has been released whereas in whole U.P region only 40% potato has been released.
- In Gujarat, approximately 55% of potato has been released from cold storages. Prices are hovering in the range of Rs 1250 to Rs 1400/ quintal and are likely to remain stable throughout the week. Demand for Gujarat origin potato mainly comes from Maharashtra and Rajasthan.
- Average Retail prices are hovering between Rs. 1800-2200/Qtl in different cities. Trivendrum and Chennai are recorded highest retail prices of Rs. 3200/Qtl and 2800/Qtl respectively. This is mainly due to their dependence on potato producing region and higher transportation cost.

## Potato Prices & Arrivals in Producing & Consumption Centers



(Source: AGRIWATCH)

## Potato Prices & Arrivals in major Mandi as on 10/9/2012

Mandi	Khandauli	Farrukhabad	Sirsa Ganj	Kanpur	Jalandhar	Indore	Bangalore
Price (in Qtl)	1200-1300	1000-1100	1200	1000-1200	600-900	300-1300	1200-1600
Arrivals (in Qtl)	22500	2400	6000	10000	-	6000	18000

## Potato Prices & Arrivals in major Mandi as on 8/9/2012

Mandi	Khandauli	Farrukhabad	Sirsa Ganj	Kanpur	Jalandhar	Indore	Bangalore
Price (in Qtl)	1200-1300	1000-1150	1200	1000-1200	600-900	500-1300	1300-1600
Arrivals (in Qtl)	24000	3000	6750	6000	-	5000	15000

(Source: AGRIWATCH)



**SFAC**  
लघु कृषक  
कृषि व्यवहार संघ

**Small Farmers'**  
**Agribusiness**  
**Consortium**



**AGRIWATCH**

## Potato Futures Prices at MCX as on 10<sup>th</sup> September 2012

Symbol	Exchange	Expiry Date	Today's Close Price	Previous Close Price	Net Change	Today's Open Interest	Previous Day Open Interest	Change
POTATO	MCX	15-Sep-12	998	1026.4	-28.40	6300	6360	-60
POTATO	MCX	15-Oct-12	1078.6	1121.6	-43.00	11730	11760	-30
POTATO	MCX	15-Mar-13	719.3	743.7	-24.40	7830	4560	3270
POTATOTRWR	MCX	15-Sep-12	895.7	901.4	-5.70	2010	2190	-180
POTATOTRWR	MCX	16-Oct-12	914.7	952.8	-38.10	4650	5040	-390
				Total				2610

(Source: AGRIWATCH)

## Potato Futures Prices at NCDEX as on 10<sup>th</sup> September 2012

Symbol	Exchange	Expiry Date	Today's Close Price	Previous Close Price	Net Change	Today's Open Interest	Previous Day Open Interest	Change
POTATO	NCDEX	20-Sep	1027	1055.6	-28.60	1230	1650	-420
				Total			1650	-420

Price and open interest behavior shows that market participants are not expecting prices to rise. Both prices and open interest are falling except in March 2013 contract of Agra Delivery. In March 2013 contract; market participants are creating short positions as they expect prices to decrease further as the new crop arrivals start from Nov onwards.

## Potato Prices in major markets – Mandi vs. Retail as on 10<sup>th</sup> September 2012

S.No.	Centre Name	Min Price (Rs/Qtl)	Max Price (Rs/Qtl)	Avg Price (Rs/Qtl)	Arrivals (MT)	Retail Price (Rs/Qtl)
1	ABOHAR	730	870	800	105	2000
2	AGRA	1050	1170	1110	170	1600
3	AMRITSAR	680	775	725	30	1200
4	BANGALORE	1200	1600	1400	1125	2200
5	BARAUT	1500	1600	1550	11	2000
6	BHOPAL	1200	1400	1300	70	1600
7	CHANDIGARH	800	1000	900	75	1500
8	CHENNAI	1800	2000	1900	180	2800
9	DEHRADUN	1500	1575	1525	35	2500
10	DEHRADUN	1250	1328	1300	48	2000



**SFAC**  
लघु कृषक  
कृषि व्यवहार संघ

Small Farmers'  
Agribusiness  
Consortium



**AGRIWATCH**

11	GANGATOK	2000	2500	2400	3	2600
12	GUWAHATI	1650	1750	1700	30	2200
13	GUWAHATI	1450	1500	1450	100	1900
14	HYDERABAD	1200	1600	1400	150	1800
15	JAMMU	1400	1500	1450	18	1800
16	JAMMU	1100	1200	1150	27	1500
17	KOLKATA	1120	1140	1130	160	1500
18	LUCKNOW	1200	1450	1325	30	1800
19	MUMBAI	1300	1500	1400	1304	2000
20	MUMBAI	1500	1700	1600	0	2400
21	NAGPUR	1400	1600	1500	360	2000
22	NASIK	1300	1500	1410	40	1700
23	PATNA	1080	1200	1140	90	1700
24	PUNE	1200	1600	1400	575	1800
25	RAIPUR	1300	1400	1350	32	2000
26	RANCHI	950	1080	1050	240	1400
27	SHIMLA	1600	1800	1700	25	2000
28	SRINAGAR	1200	1280	1230	60	1500
29	SRINAGAR	1300	1400	1370	30	1800
30	SURAT	1200	1300	1250	200	1800
31	TRIVENDRUM	2000	2600	2350	20	3200

(Source: NHB)

## Disclaimer

The information contained in this document has been compiled by Agriwatch from sources believed to be reliable, such as NHB, Agmarknet, etc. and directly from traders in mandis. However, users of this data are requested to use the information with due caution and crosscheck with other sources. This document is not, and should not be construed as an offer to sell or buy any commodities. This document may not be reproduced, distributed or published without the express consent of SFAC



**SFAC**  
लघु कृषक  
कृषि व्यवहार संघ

Small Farmers'  
Agribusiness  
Consortium



**AGRIWATCH**