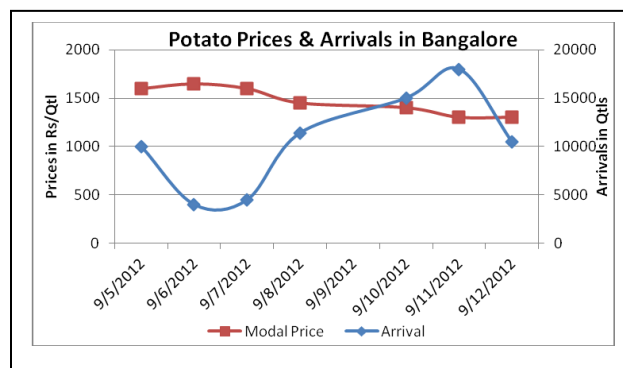
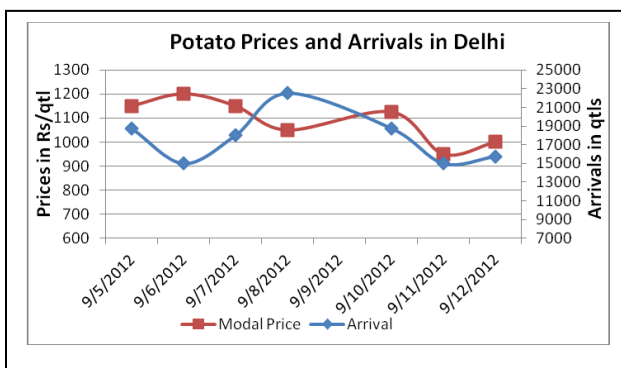
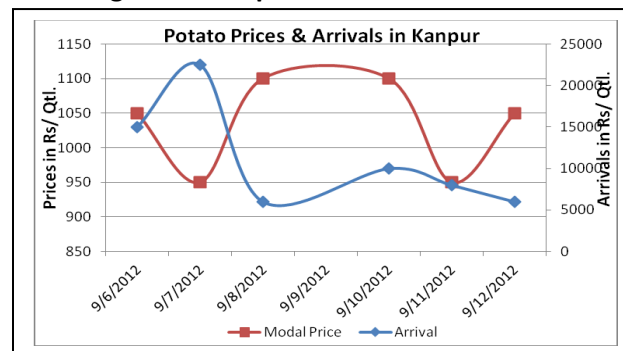
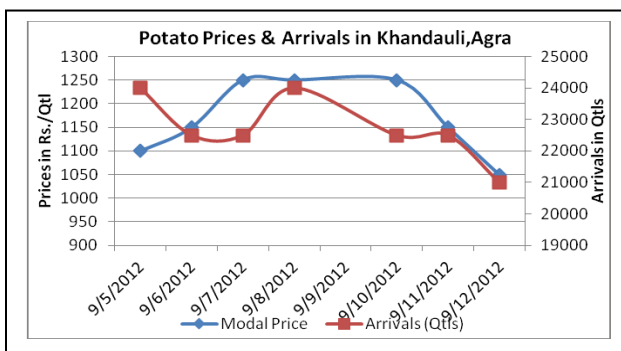


## Potato Fundamentals:

- In whole sale market all across the U.P, prices have fallen by Rs 30 to Rs 50/ quintal in last 3-4 days. According to trade sources, prices have fallen because of steady market and arrival of fresh potato of Hassan (Karnataka) origin.
- In U.P, prices are hovering in the range of Rs 1100 to Rs 1200 / quintal. According to trade sources, prices are expected to decrease further as farmers are releasing maximum of their stocks which can create a glut in market and could result into further decline in prices.
- In Bangalore, potatoes are coming from Indore, U.P and Hassan (Karnataka) which are contributing 70%, 20% and 10% respectively to the total arrival. According to trade sources, prices are expected to increase once potato of Hassan origin is over from the market.
- In major markets all across the country, arrivals have fallen because of low demand and steady markets. As decline in arrivals did not affect the prices. Further the market seems to be sluggish as traders/ farmers have stocked more than expected.

## Potato Prices & Arrivals in Producing & Consumption Centers



(Source: AGRIWATCH)

## Potato Prices & Arrivals in major Mandi as on 12/9/2012

Mandi	Khandauli	Farrukhabad	Sirsa Ganj	Kanpur	Jalandhar	Indore	Bangalore
Price (in Qtl)	1000-1100	1000-1100	1200	900-1200	300-800	500-1300	1200-1400
Arrivals (in Qtl)	21000	1950	5250	6000	-	7500	9000

## Potato Prices & Arrivals in major Mandi as on 11/9/2012

Mandi	Khandauli	Farrukhabad	Sirsa Ganj	Kanpur	Jalandhar	Indore	Bangalore
Price (in Qtl)	1100-1200	1000-1100	110-1240	800-1100	300-850	500-1300	1100-1500
Arrivals (in Qtl)	22500	1950	6000	8000	-	5000	10500

(Source: AGRIWATCH)

## Potato Futures Prices at MCX as on 12<sup>th</sup> September 2012

Symbol	Exchange	Expiry Date	Today's Close Price	Previous Close Price	Net Change	Today's Open Interest	Previous Day Open Interest	Change
POTATO	MCX	15-Sep-12	965	975	-10.00	4530	4590	-60
POTATO	MCX	15-Oct-12	1071.5	1060.3	11.20	12780	12930	-150
POTATO	MCX	15-Mar-13	742	738.9	3.10	8160	8400	-240
POTATOTRWR	MCX	15-Sep-12	880	895.7	-15.70	1860	2010	-150
POTATOTRWR	MCX	16-Oct-12	910	899	11.00	4860	4980	-120
				Total				-720

## Potato Futures Prices at NCDEX as on 12<sup>th</sup> September 2012

Symbol	Exchange	Expiry Date	Today's Close Price	Previous Close Price	Net Change	Today's Open Interest	Previous Day Open Interest	Change
POTATO	NCDEX	20-Sep	1027	1027	0.00	1230	1230	0
				Total			1230	0

## Monthly Chart of MCX- Agra October Contract:



(Source: AGRIWATCH)



**SFAC**  
 लघु कृषक  
 कृषि व्यापार संघ

Small Farmers'  
 Agribusiness  
 Consortium



**AGRIWATCH**

## Potato Prices in major markets – Mandi vs. Retail as on 12<sup>th</sup> September 2012

Centre Name	Variety	Min. Price (Rs/Qtl)	Max. Price (Rs/Qtl)	Modal Price (Rs/Qtl)	Arrival (MT.)	Retail Price (Rs/Qtl)
ABOHAR	POTATO STORE	825	1040	933	105	1500
AMRITSAR	POTATO STORE	675	740	700	30	1200
BANGALORE	POTATO FRESH	1200	1400	1300	765	1800
BARAUT	POTATO STORE	1500	1600	1550	11	2000
BHOPAL	POTATO STORE	1200	1600	1400	75	1800
CHANDIGARH	POTATO STORE	800	1000	900	75	1400
CHENNAI	POTATO FRESH	1800	2000	1900	200	2800
DEHRADUN	POTATO FRESH	1510	1580	1527	32	2500
DEHRADUN	POTATO STORE	1300	1344	1325	50	2000
DELHI	POTATO FRESH	1840	2100	2000	872	2300
GANGATOK	POTATO STORE	1600	2000	1800	5	2400
GUWAHATI	POTATO FRESH	1600	1700	1650	34	2200
GUWAHATI	POTATO STORE	1400	1480	1440	100	1800
JAIPUR	POTATO STORE	1100	1200	1155	310	1700
JAMMU	POTATO FRESH	1400	1500	1450	18	1800
JAMMU	POTATO STORE	1200	1300	1250	27	1600
KOLKATA	POTATO STORE	1120	1130	1125	522	1300
LUCKNOW	POTATO STORE	1100	1460	1325	30	1800
MUMBAI	POTATO FRESH	1300	1500	1400	880	2000
NAGPUR	POTATO STORE	1400	1600	1500	360	2000
PATNA	POTATO STORE	1000	1200	1100	90	1700
PUNE	POTATO FRESH	1200	1500	1300	586	1700
RAIPUR	POTATO STORE	1300	1400	1340	37	2000
RANCHI	POTATO STORE	1000	1100	1085	250	1400
SHIMLA	POTATO FRESH	1400	1600	1500	25	2000
SURAT	POTATO STORE	1000	1300	1200	200	1800

(Source: NHB)

### Disclaimer

The information contained in this document has been compiled by Agriwatch from sources believed to be reliable, such as NHB, Agmarknet, etc. and directly from traders in mandis. However, users of this data are requested to use the information with due caution and crosscheck with other sources. This document is not, and should not be construed as an offer to sell or buy any commodities. This document may not be reproduced, distributed or published without the express consent of SFAC