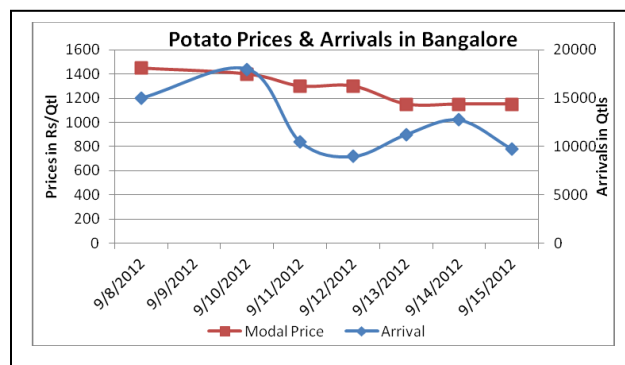
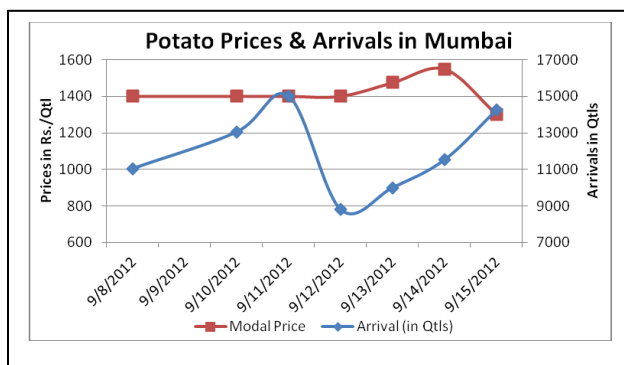
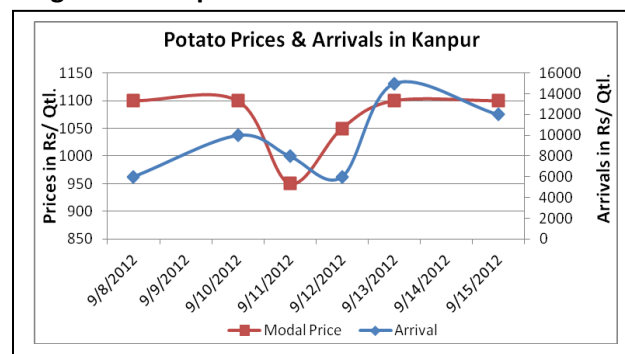
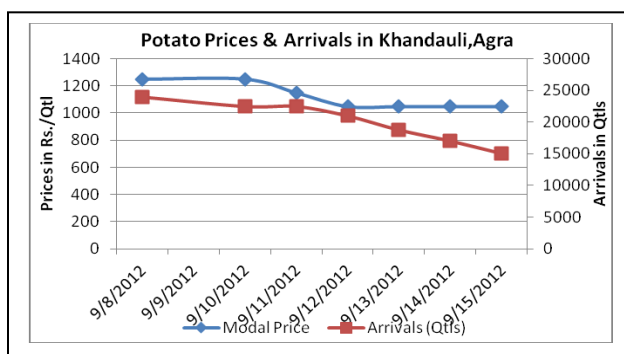


Potato Fundamentals:

- As per news reports, in West Bengal, seed issue has occurred as a major concern because farmers had replaced seed varieties from Punjab and Haryana with seeds from Bhutan as Bhutan is nearer to West Bengal border and less logistic hassle in importing the seeds. But this year seed supply is erratic and sowing time is near. Now, the farmers cannot change to other seeds as the soil is tuned to Bhutan seeds. If supply is not regular then the farmers could be in trouble.
- In Maharashtra region potato is mainly coming from U.P region. Prices have declined compared to last week because of cheaper green vegetables than potatoes
- According to trade sources in Agra (U.P), release from cold storages has decreased because demand from South India is low as Hassan origin potato is available in market. Prices of Potatoes in U.P are expected to decline by approximately Rs 100/ quintal in coming days.

Potato Prices & Arrivals in Producing & Consumption Centers



(Source: AGRIWATCH)

Potato Prices & Arrivals in major Mandi as on 15/9/2012

Mandi	Khandauli	Farrukhabad	Sirsa Ganj	Kanpur	Ludhiana	Indore	Bangalore
Price (in Qtl)	1000-1100	1000-1150	1100-1200	1000-1200	600-800	500-1300	900-1400
Arrivals (in Qtl)	15000	3000	5000	12000	1120	7000	9750

Potato Prices & Arrivals in major Mandi as on 14/9/2012

Mandi	Khandauli	Farrukhabad	Sirsa Ganj	Kanpur	Ludhiana	Indore	Bangalore
Price (in Qtl)	1000-1100	1000-1150	1160-1200	-	600-900	500-1300	900-1400
Arrivals (in Qtl)	17000	3000	4500	-	1250	7500	12750

(Source: AGRIWATCH)

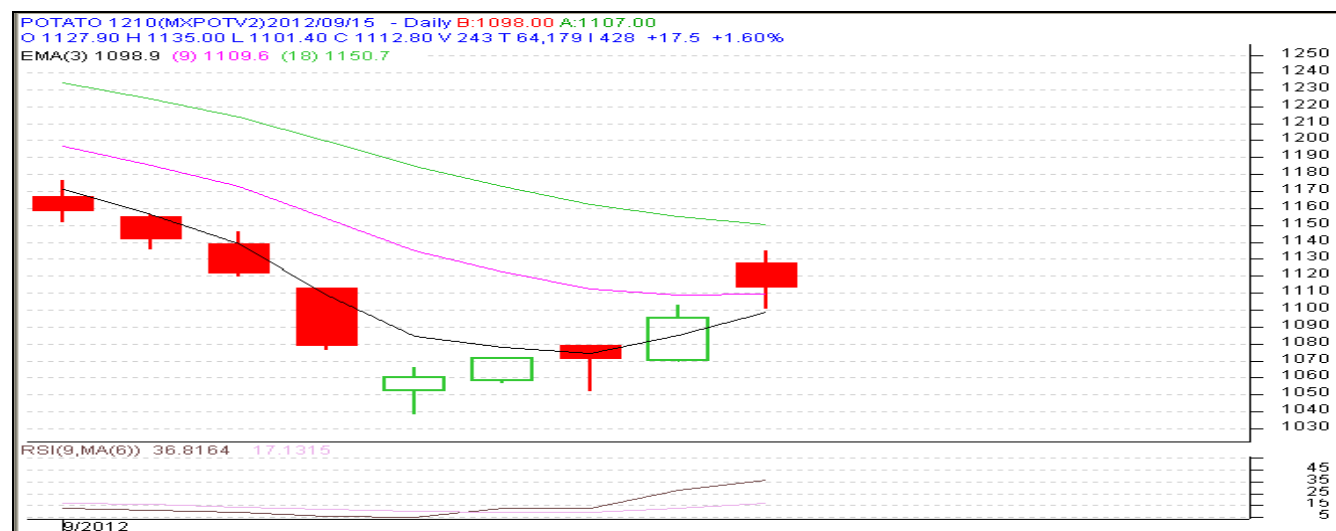
Potato Futures Prices at MCX as on 15th September 2012

Symbol	Exchange	Expiry Date	Today's Close Price	Previous Close Price	Net Change	Today's Open Interest	Previous Day Open Interest	Change
POTATO	MCX	15-Oct-12	1112.8	1096.3	16.50	12840	13080	-240
POTATO	MCX	15-Mar-13	749.3	755	-5.70	7590	7920	-330
POTATOTRWR	MCX	15-Oct-12	948.6	951.5	-2.90	4860	4830	30
				Total				-540

Potato Futures Prices at NCDEX as on 15th September 2012

Symbol	Exchange	Expiry Date	Today's Close Price	Previous Close Price	Net Change	Today's Open Interest	Previous Day Open Interest	Change
POTATO	NCDEX	20-Sep	1069	1055.6	13.40	1185	1650	-465
				Total			1650	-465

Monthly Chart of MCX- Agra October Contract:



(Source: AGRIWATCH)

The above chart depicts the daily price movement in Oct futures contract for Agra delivery on MCX Platform. Prices have started to improve through short covering in the market as prices have dropped a lot in last few days. On higher side resistance could be seen at 1150-60 levels. Immediate support for the contract is near 1100.



SFAC
लघु कृषक
कृषि व्यवहार संघ

Small Farmers'
Agribusiness
Consortium



AGRIWATCH

Potato Prices in major markets – Mandi vs. Retail as on 15th September 2012

Centre Name	Variety	Min. Price (Rs/Qtl)	Max. Price (Rs/Qtl)	Modal Price (Rs/Qtl)	Arrival (MT.)	Retail Price (Rs/Qtl)
AGRA	POTATO STORE	900	1070	985	200	1400
AMRITSAR	POTATO STORE	675	750	700	25	1200
BHUBANESHWAR	POTATO STORE	1100	1200	1150	500	1450
CHANDIGARH	POTATO STORE	900	1100	1000	70	1500
CHENNAI	POTATO FRESH	1800	2000	1900	200	2800
GANGATOK	POTATO STORE	1600	2000	1800	5	2400
GUWAHATI	POTATO FRESH	1600	1700	1650	30	2200
GUWAHATI	POTATO STORE	1300	1400	1350	120	1800
HYDERABAD	POTATO FRESH	1000	1600	1500	160	1800
JAIPUR	POTATO STORE	1000	1100	1060	230	1600
JAMMU	POTATO FRESH	1400	1600	1500	27	1800
JAMMU	POTATO STORE	1100	1200	1150	27	1500
KOLKATA	POTATO STORE	1120	1140	1130	505	1300
LUCKNOW	POTATO STORE	1200	1450	1350	20	1800
NAGPUR	POTATO STORE	1400	1600	1500	360	2000
PATNA	POTATO STORE	1000	1200	1100	60	1700
RAIPUR	POTATO STORE	1200	1400	1300	38	2000
RANCHI	POTATO STORE	1000	1100	1075	250	1400
SHIMLA	POTATO FRESH	1600	1700	1650	22	2000
SRINAGAR	POTATO FRESH	1100	1300	1200	50	1500
SRINAGAR	POTATO STORE	1300	1450	1400	60	1800

(Source: NHB)

Disclaimer

The information contained in this document has been compiled by Agriwatch from sources believed to be reliable, such as NHB, Agmarknet, etc. and directly from traders in mandis. However, users of this data are requested to use the information with due caution and crosscheck with other sources. This document is not, and should not be construed as an offer to sell or buy any commodities. This document may not be reproduced, distributed or published without the express consent of SFAC