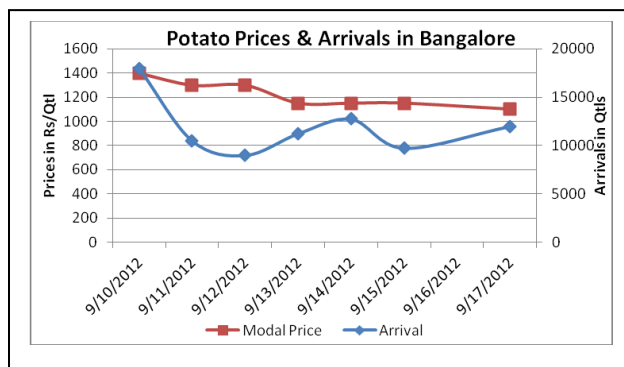
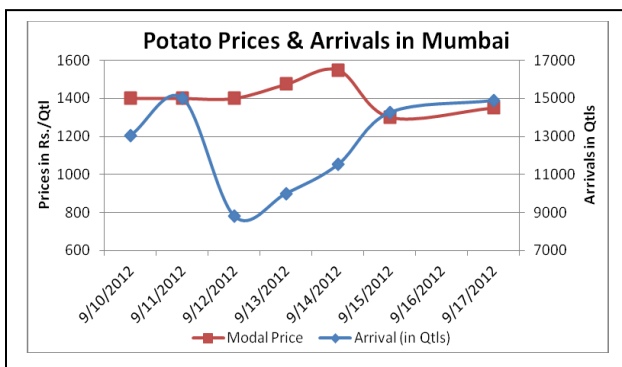
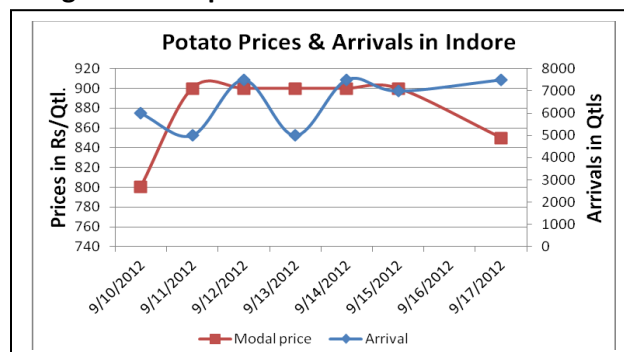
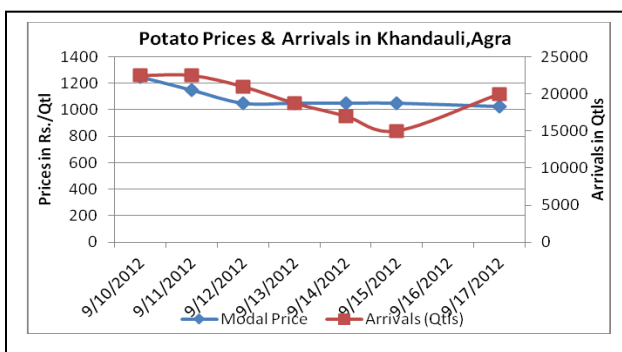


## Potato Fundamentals:

- According to trade sources, approximately 50-55% stored stocks of potato from cold storages have been released from cold stores and consumed. The balance quantity is sufficient to meet the requirement in coming months.
- In major producing regions like U.P, Bihar and West Bengal, prices have fallen by Rs 50 to Rs100/ quintal in last 4-5 days. According to trade sources, prices are decreasing because traders/farmers are releasing their stored potato actively in the market.
- According to trade sources, arrivals have increased in all markets across the country because farmers/traders are releasing maximum of their stored potatoes in fear of damage and low prices in coming days.
- Meanwhile, in retail market prices of stored potato are hovering in the range of Rs 1300- Rs 2000/ quintal whereas fresh potato is in the range of Rs 1500 to Rs 3000 per quintal across the country.

## Potato Prices & Arrivals in Producing & Consumption Centers



(Source: AGRIWATCH)

## Potato Prices & Arrivals in major Mandi as on 17/9/2012

Mandi	Khandauli	Farrukhabad	Sirsa Ganj	Kanpur	Ludhiana	Indore	Bangalore
Price (in Qtl)	1000-1050	1000-1150	1100-1150	-	600-900	500-1200	1000-1200
Arrivals (in Qtl)	20000	3520	3750	-	1250	7500	12000

## Potato Prices & Arrivals in major Mandi as on 15/9/2012

Mandi	Khandauli	Farrukhabad	Sirsa Ganj	Kanpur	Ludhiana	Indore	Bangalore
Price (in Qtl)	1000-1100	1000-1150	1100-1200	1000-1200	600-800	500-1300	900-1400
Arrivals (in Qtl)	15000	3000	5000	12000	1120	7000	9750

(Source: AGRIWATCH)

## Potato Futures Prices at MCX as on 17<sup>th</sup> September 2012

Symbol	Exchange	Expiry Date	Today's Close Price	Previous Close Price	Net Change	Today's Open Interest	Previous Day Open Interest	Change
POTATO	MCX	15-Oct-12	1079.1	1112.8	-33.70	12840	12840	0
POTATO	MCX	15-Mar-13	733	749.3	-16.30	8040	7590	450
POTATOTRWR	MCX	15-Oct-12	931	948.6	-17.60	5250	4860	390
				Total				840

## Potato Futures Prices at NCDEX as on 17<sup>th</sup> September 2012

Symbol	Exchange	Expiry Date	Today's Close Price	Previous Close Price	Net Change	Today's Open Interest	Previous Day Open Interest	Change
POTATO	NCDEX	20-Sep	1070	1069	1.00	1185	1185	0
				Total			1185	0

## Monthly Chart of MCX- Agra October Contract:



(Source: AGRIWATCH)

After some relief rally potato futures for Oct month have started downward move again due lack of market participants. Volumes have dried up and there is risk of price manipulation on futures contract. Market participants are not taking much positions as next month contract is not available for trading.

## Potato Prices in major markets – Mandi vs. Retail as on 17<sup>th</sup> September 2012

Centre Name	Variety	Min. Price (Rs/Qtl)	Max. Price (Rs/Qtl)	Modal Price (Rs/Qtl)	Arrival (MT.)	Retail Price (Rs/Qtl)
ABOHAR	POTATO STORE	930	1240	1085	108	1800
AGRA	POTATO STORE	900	1000	950	180	1400
BARAUT	POTATO STORE	1400	1500	1450	11	1900
BHOPAL	POTATO STORE	1250	1450	1350	75	1600
CHANDIGARH	POTATO STORE	950	1187	1069	65	1600
CHENNAI	POTATO FRESH	1800	2000	1900	200	2800
DEHRADUN	POTATO FRESH	1580	1650	1600	26	3000
DEHRADUN	POTATO STORE	1325	1370	1332	60	2000
DELHI	POTATO FRESH	1750	1950	1900	193	2200
GANGATOK	POTATO STORE	1600	2000	1800	3	2400
GUWAHATI	POTATO FRESH	1650	1750	1700	30	2200
GUWAHATI	POTATO STORE	1350	1450	1400	100	1800
JAIPUR	POTATO STORE	1050	1150	1105	190	1600
JAMMU	POTATO FRESH	1500	1600	1550	36	2000
JAMMU	POTATO STORE	1100	1200	1150	36	1500
KOLKATA	POTATO STORE	1100	1120	1110	514	1300
LUCKNOW	POTATO STORE	1100	1350	1200	32	1800
MUMBAI	POTATO FRESH	1250	1500	1350	1488	2000
NAGPUR	POTATO STORE	1125	1375	1250	380	1800
PATNA	POTATO STORE	1025	1225	1125	75	1700
PUNE	POTATO FRESH	1200	1600	1400	762	1800
RAIPUR	POTATO STORE	1200	1400	1350	32	2000
RANCHI	POTATO STORE	1010	1100	1085	260	1400
SHIMLA	POTATO FRESH	1400	1600	1500	19	2000
SRINAGAR	POTATO FRESH	1200	1300	1240	50	1500
SRINAGAR	POTATO STORE	1350	1450	1420	70	1800
TRIVANDRUM	POTATO FRESH	1800	2000	1900	20	2600

(Source: NHB)

### Disclaimer

The information contained in this document has been compiled by Agriwatch from sources believed to be reliable, such as NHB, Agmarknet, etc. and directly from traders in mandis. However, users of this data are requested to use the information with due caution and crosscheck with other sources. This document is not, and should not be construed as an offer to sell or buy any commodities. This document may not be reproduced, distributed or published without the express consent of SFAC