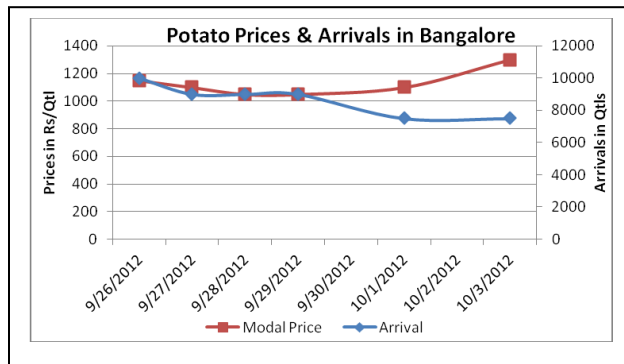
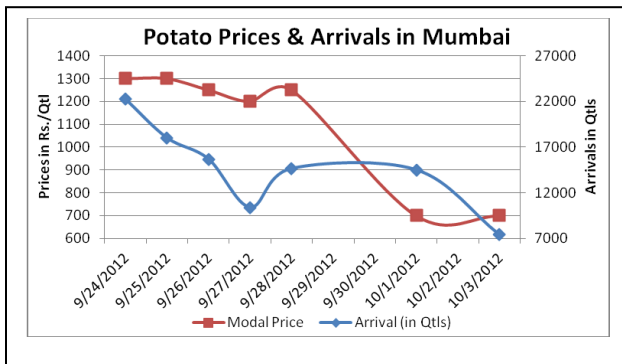
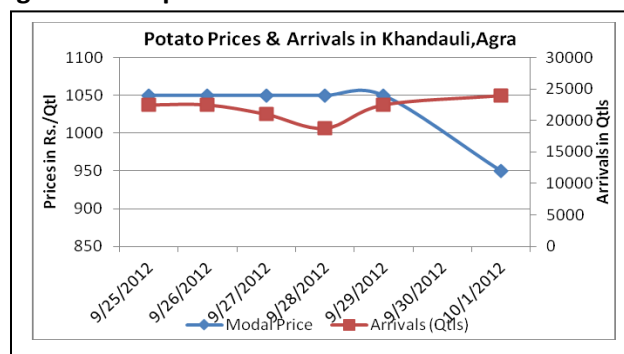
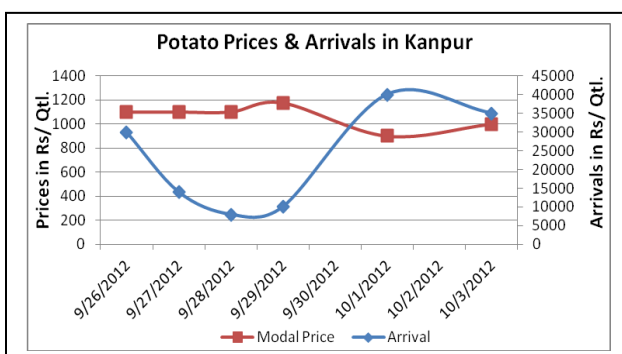


Potato Fundamentals:

- In Khandauli (Agra), prices and arrivals are almost stable from last 3-4 days. According to trade sources, arrival of fresh potato from Hassan and low demand in market has led to stable prices and arrivals.
- In Kanpur market, prices are stable and irrespective of arrivals which are hovering in the range of Rs 1050 to Rs 1200/ quintal from last few days. Arrivals are showing much variation because traders/farmers are releasing much of their stock in fear of low prices in future.
- In retail market, stored potato prices are hovering in the range of Rs 1300 to Rs 2400/ quintal whereas fresh potato prices are in the range of Rs 2000 to Rs 2600/ quintal. Fresh potato is arriving in market from Hassan (Karnataka) region.
- In Bangalore, arrivals have continuously decreased in last two days to 7500 quintal from 8500 quintal, which has given support to prices which increase upto 1300/quintal from 1100/ qtl.

Potato Prices & Arrivals in Producing & Consumption Centers



(Source: AGRIWATCH)

Potato Prices & Arrivals in major Mandi as on 03/10/2012

Mandi	Ludhiana	Khandauli	Farrukhabad	Kanpur	Indore	Ahmedabad	Bangalore
Price (in Qtl)	600-800	900-1000	1000-1400	800-1200	300-1000	900-1000	1000-1600
Arrivals (in Qtl)	3500	24000	30000	35000	9000	2500	7500

Potato Prices & Arrivals in major Mandi as on 01/10/2012

Mandi	Ludhiana	Khandauli	Farrukhabad	Kanpur	Indore	Ahmedabad	Bangalore
Price (in Qtl)	600-800	900-1000	1000-1500	800-1000	300-1000	900-1400	800-1400
Arrivals (in Qtl)	1500	22500	40000	6000	7000	6600	7500

(Source: AGRIWATCH)

Potato Futures Prices at MCX as on 3rd October 2012

Symbol	Exchange	Expiry Date	Today's Close Price	Previous Close Price	Net Change	Today's Open Interest	Previous Day Open Interest	Change
POTATO	MCX	15-Oct-12	903.5	937	-33.5	16320	17700	-1380
POTATO	MCX	15-Mar-13	705	721	-16	11880	10170	1710
POTATO	MCX	15-Apr-13	676	681.5	-5.5	4320	3810	510
POTATOTRWR	MCX	15-Oct-12	887.1	920	-32.9	8430	9840	-1410
				Total				-570

In futures market, near month contracts of Agra and Tarkeshwar declined with decrease in open interest which suggests long liquidation. Far month contracts seen decrease in prices along with increase in open interest which indicates fresh short build up. Both the trading activity signifies that market participants are bearish on potato prices in near futures.

The below chart shows bearish pattern in potato prices as prices are trading well below its moving average lines. However, the relative strength Index (RSI) is hovering in oversold region. Bounce back in prices could be possible from these levels especially in Oct contract for Agra delivery.

Monthly Chart of MCX- Agra October Contract:



(Source: AGRWATCH)

Potato Prices in major markets – Mandi vs. Retail as on 3rd October 2012

Centre Name	Variety	Min. Price (Rs/Qtl)	Max. Price (Rs/Qtl)	Modal Price (Rs/Qtl)	Arrival (MT.)	Retail Price (Rs/Qtl)
ABOHAR	POTATO STORE	850	1080	960	90	1800
AMRITSAR	POTATO STORE	740	820	780	28	1200
BHOPAL	POTATO STORE	1050	1125	1087	140	1400
BHUBANESHWAR	POTATO STORE	1060	1100	1080	600	1450
CHANDIGARH	POTATO STORE	1062	1162	1112	80	1500
CHENNAI	POTATO FRESH	1600	1800	1700	200	2600
DELHI	POTATO FRESH	1200	1800	1500	384	2500
GANGATOK	POTATO STORE	1800	2200	2000	5	2400
GUWAHATI	POTATO FRESH	1600	1720	1680	30	2000
GUWAHATI	POTATO STORE	1450	1520	1500	140	1800
JAIPUR	POTATO STORE	900	1000	960	170	1500
JAMMU	POTATO FRESH	1700	1800	1750	12	2200
JAMMU	POTATO STORE	1200	1300	1250	45	1800
LUCKNOW	POTATO STORE	1200	1500	1350	36	1800
MUMBAI	POTATO FRESH	1000	1400	1200	1208	2000
PATNA	POTATO STORE	1100	1200	1150	75	1800
PUNE	POTATO FRESH	1300	1500	1400	612	1700
RAIPUR	POTATO STORE	1300	1500	1400	30	2000
RANCHI	POTATO STORE	1065	1215	1175	240	1400
SHIMLA	POTATO FRESH	1400	1800	1600	24	2500
SRINAGAR	POTATO FRESH	1300	1400	1350	50	1800
SRINAGAR	POTATO STORE	1400	1500	1450	80	2000
SURAT	POTATO STORE	1200	1300	1250	240	2000

(Source: NHB)

Disclaimer

The information contained in this document has been compiled by Agriwatch from sources believed to be reliable, such as NHB, Agmarknet, etc. and directly from traders in mandis. However, users of this data are requested to use the information with due caution and crosscheck with other sources. This document is not, and should not be construed as an offer to sell or buy any commodities. This document may not be reproduced, distributed or published without the express consent of SFAC



SFAC
लघु कृषक
कृषि व्यवहार संघ

Small Farmers'
Agribusiness
Consortium



AGRIWATCH