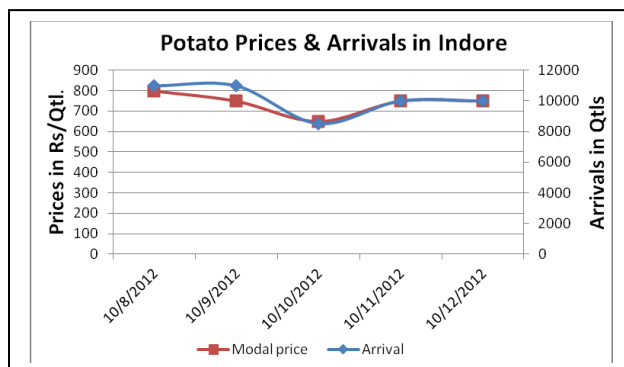
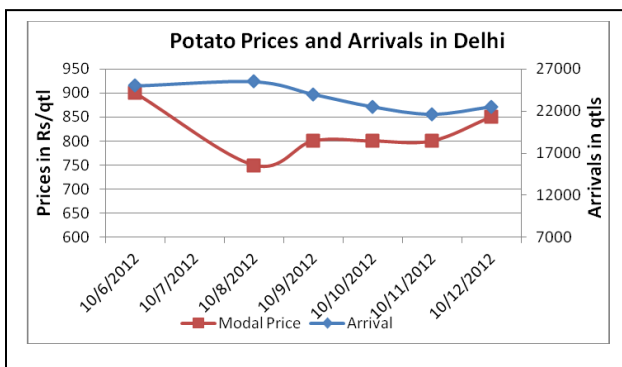
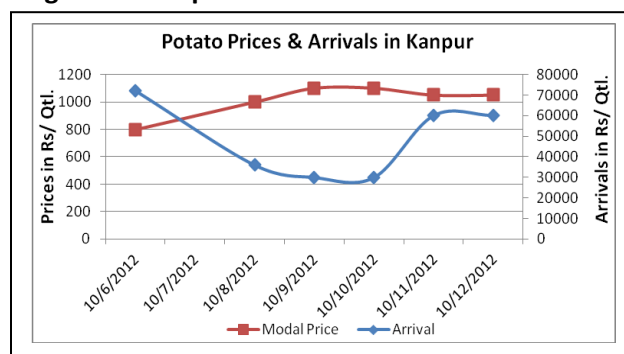
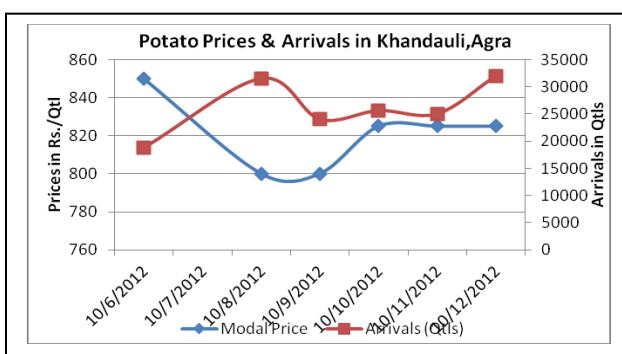


## Potato Fundamentals:

- In Delhi Azadpur market potatoes are arriving from U.P, Karnataka, Haryana and Punjab. According to trade sources, potato from Hassan (Karnataka) which contributes hardly 4-5 trucks per day in market is able to fetch highest prices of Rs 15- Rs20/ kg in Azadpur wholesale market.
- Potato release from Kanpur cold stores and arrivals in wholesale mandi is increased substantially amid falling prices and farmers fear further decline in prices.
- In Hyderabad, potatoes are coming from U.P and Indore which are contributing approximately, 65% and 35% to the total arrival. Prices are hovering in the range of Rs 1400- Rs 1600 and expected to remain stable throughout the week.
- Meanwhile in retail market, prices of cold storages potatoes are hovering in the range of Rs 1300- Rs 2000 per quintal whereas fresh potatoes are hovering in the range of Rs 1500 to Rs 2600/ quintal.

## Potato Prices & Arrivals in Producing & Consumption Centers



(Source: AGRIWATCH)

## Potato Prices & Arrivals in major Mandi as on 12/10/2012

Mandi	Ludhiana	Khandauli	Farrukhabad	Kanpur	Indore	Ahmedabad	Bangalore
Price (in Qtl)	500-700	800-850	900-1200	850-1000	400-900	800-1350	1000-1500
Arrivals (in Qtl)	1500	32000	10000	80000	12500	5589	9000

## Potato Prices & Arrivals in major Mandi as on 11/10/2012

Mandi	Ludhiana	Khandauli	Farrukhabad	Kanpur	Indore	Ahmedabad	Bangalore
Price (in Qtl)	500-700	800-850	900-1200	1000-1100	500-1000	800-1310	1000-1500
Arrivals (in Qtl)	1500	25000	10000	60000	10000	4178	7500

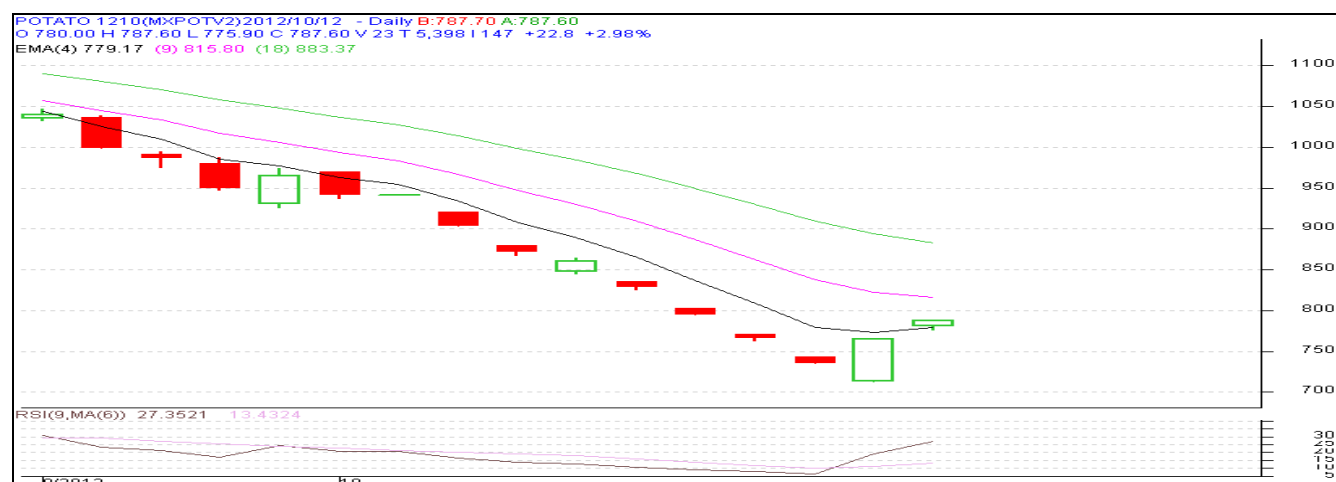
(Source: AGRIWATCH)

## Potato Futures Prices at MCX as on 12<sup>th</sup> October 2012

Symbol	Exchange	Expiry Date	Today's Close Price	Previous Close Price	Net Change	Today's Open Interest	Previous Day Open Interest	Change
POTATO	MCX	15-Oct-12	787.6	764.8	22.80	4410	5190	-780
POTATO	MCX	15-Mar-13	730	733.9	-3.90	13860	13680	180
POTATO	MCX	15-Apr-13	697	696.8	0.20	7590	6990	600
POTATOTRWR	MCX	15-Oct-12	870.1	885	-14.9	2730	3450	-720
				Total				-720

Today, in Oct contract buying was seen as prices are trading below its spot price in Agra. Market participants have booked profit from their short-term short positions created earlier. Since the contract is about to expire on 15<sup>th</sup> Oct, technically it should align to spot market prices which is ruling near 800.

## Monthly Chart of MCX- Agra October Contract:



(Source: AGRIWATCH)

The above technical chart shows that in today's market participant showed interest in short terms buying as prices are hovering under spot price. However, Prices are still below 4-day Exponential moving average which indicates bearishness. Prices could find some resistance near 750 levels.



**SFAC**  
 लघु कृषक  
 कृषि व्यवहार संघ

Small Farmers'  
 Agribusiness  
 Consortium



**AGRIWATCH**

## Potato Prices in major markets – Mandi vs. Retail as on 12<sup>th</sup> October 2012

Centre Name	Variety	Min. Price (Rs/Qtl)	Max. Price (Rs/Qtl)	Modal Price (Rs/Qtl)	Arrival (MT.)	Retail Price (Rs/Qtl)
ABOHAR	POTATO STORE	870	1040	950	105	1500
AGRA	POTATO STORE	800	900	850	185	1400
AHMEDABAD	POTATO STORE	800	1300	1050	180	1500
AMRITSAR	POTATO STORE	680	800	750	27	1200
BANGALORE	POTATO FRESH	1400	1600	1500	450	2200
BARAUT	POTATO STORE	1300	1400	1350	12	1800
BHUBANESHWAR	POTATO STORE	1050	1100	1075	700	1300
CHANDIGARH	POTATO STORE	875	1000	937	70	1400
CHENNAI	POTATO FRESH	1600	1800	1700	220	2600
DELHI	POTATO FRESH	1100	1700	1400	1164	2200
GUWAHATI	POTATO FRESH	1600	1800	1700	36	2000
GUWAHATI	POTATO STORE	1400	1500	1450	130	1800
HYDERABAD	POTATO FRESH	800	1400	1200	246	1700
JAIPUR	POTATO STORE	800	900	855	180	1400
JAMMU	POTATO STORE	1200	1300	1250	36	1600
LUCKNOW	POTATO STORE	1000	1250	1125	85	1600
MUMBAI	POTATO FRESH	1000	1350	1200	1168	1800
RAIPUR	POTATO STORE	1200	1300	1240	39	1800
RANCHI	POTATO FRESH	1200	1600	1400	35	2000
RANCHI	POTATO STORE	1065	1110	1080	260	1400
SHIMLA	POTATO FRESH	1400	1600	1500	22	2000
SRINAGAR	POTATO FRESH	1000	1100	1050	50	1500
SRINAGAR	POTATO STORE	1200	1400	1300	80	1800
SURAT	POTATO STORE	1200	1300	1250	250	2000

(Source: NHB)

### Disclaimer

The information contained in this document has been compiled by Agriwatch from sources believed to be reliable, such as NHB, Agmarknet, etc. and directly from traders in mandis. However, users of this data are requested to use the information with due caution and crosscheck with other sources. This document is not, and should not be construed as an offer to sell or buy any commodities. This document may not be reproduced, distributed or published without the express consent of SFAC