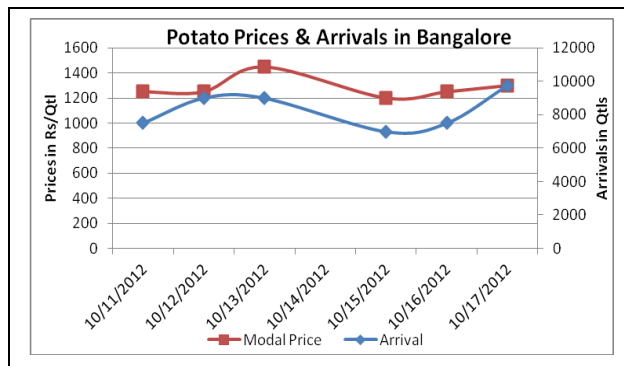
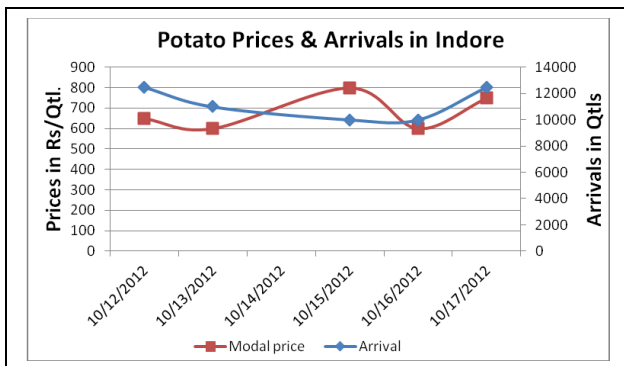
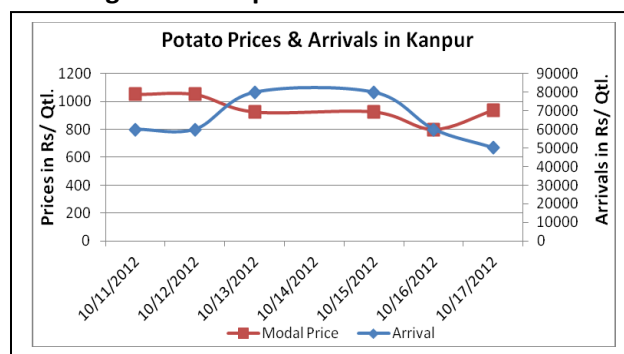
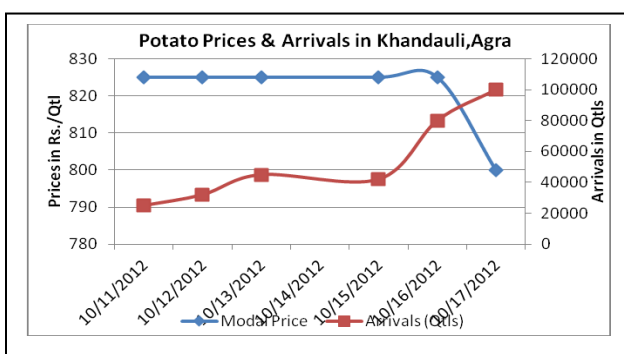


Potato Fundamentals:

- In West Bengal Potato sowing season usually begins by October end or early November but this year sowing is expected to begin in the middle of November as the harvesting of kharif crop has been delayed by a month due to late rains.
- According to trade sources in Agra (U.P), approximately 5% of total early Rabi sowing is completed. Early potato crop is sown in 30% of area which is expected to complete by end of this month.
- In U.P and West Bengal, approximately 35%-45% of total stored potato is still left in cold storages. According to trade sources, higher release from cold stores has kept prices stable in market amid good demand.
- Across the country, stored potatoes prices are hovering in the range of Rs 1300- Rs2000/ quintal whereas fresh potatoes from A.P and Karnataka are in the range of Rs 1500-Rs 1600/ quintal.

Potato Prices & Arrivals in Producing & Consumption Centers



(Source: AGRIWATCH)

Potato Prices & Arrivals in major Mandi as on 17/10/2012

Mandi	Ludhiana	Khandauli	Farrukhabad	Kanpur	Indore	Ahmedabad	Bangalore
Price (in Qtl)	400-800	800	700-1000	875-1000	500-1000	800-1250	1000-1600
Arrivals (in Qtl)	1500	100000	10000	50000	12500	4000	6750

Potato Prices & Arrivals in major Mandi as on 16/10/2012

Mandi	Ludhiana	Khandauli	Farrukhabad	Kanpur	Indore	Ahmedabad	Bangalore
Price (in Qtl)	400-800	800-850	700-1000	700-900	300-900	800-1400	1000-1500
Arrivals (in Qtl)	1500	80000	10000	60000	10000	5280	7500

(Source: AGRIWATCH)

Potato Futures Prices at MCX as on 17th October 2012

Symbol	Exchange	Expiry Date	Today's Close Price	Previous Close Price	Net Change	Today's Open Interest	Previous Day Open Interest	Change
POTATO	MCX	15-Mar-13	739.1	740	-0.90	14070	14370	-300
POTATO	MCX	15-Apr-13	705.2	704.4	0.80	8100	8010	90
POTATO	MCX	15-May-12	731.9	724.7	7.20	180	270	-90
				Total				-210

(Source: MCX)

In the futures market, some long build up is seen in April contract with increase in price and open interest. In May contract short covering was seen.

Monthly Chart of MCX- Agra March Contract:



(Source: AGRIWATCH)

The above chart depicts the daily price movement in March futures contract for Agra delivery on MCX Platform. Prices have started to improve through short covering in the market as prices are continuously increasing. On higher side resistance could be seen at 745-50 levels. Immediate support for the contract is near 735.

Potato Prices in major markets – Mandi vs. Retail as on 17th October 2012

Centre Name	Variety	Min. Price (Rs/Qtl)	Max. Price (Rs/Qtl)	Modal Price (Rs/Qtl)	Arrival (MT.)	Retail Price (Rs/Qtl)
ABOHAR	POTATO STORE	720	980	850	105	1500
AGRA	POTATO STORE	700	900	800	185	1400
AHMEDABAD	POTATO STORE	800	1250	1025	168	1700
AMRITSAR	POTATO STORE	650	760	720	25	1200
BANGALORE	POTATO FRESH	1300	1500	1400	495	1800
BHUBANESHWAR	POTATO STORE	1050	1100	1075	450	1400
CHANDIGARH	POTATO STORE	1093	1188	1141	70	2000
CHENNAI	POTATO FRESH	1600	1800	1700	220	2600
DELHI	POTATO STORE	800	1000	900	1851	2000
GANGATOK	POTATO STORE	1300	1500	1400	2	1900
GUWAHATI	POTATO FRESH	1500	1600	1550	40	2000
GUWAHATI	POTATO STORE	1300	1400	1350	120	1800
HYDERABAD	POTATO FRESH	800	1400	1000	216	1600
JAIPUR	POTATO STORE	900	1000	955	246	1500
JAMMU	POTATO FRESH	1500	1700	1600	9	2000
JAMMU	POTATO STORE	1100	1300	1200	54	1600
KOLKATA	POTATO STORE	1100	1120	1110	504	1350
LUCKNOW	POTATO STORE	1000	1200	1100	65	1600
MUMBAI	POTATO FRESH	1000	1400	1200	1408	1800
NAGPUR	POTATO STORE	1125	1375	1250	220	2000
PATNA	POTATO STORE	950	1100	1025	75	1600
PUNE	POTATO FRESH	1000	1400	1200	1150	1600
RAIPUR	POTATO STORE	1200	1300	1240	35	1800
RANCHI	POTATO FRESH	1200	1600	1550	29	2000
RANCHI	POTATO STORE	1010	1100	1080	265	1400
SRINAGAR	POTATO FRESH	1100	1250	1150	60	1500
SRINAGAR	POTATO STORE	1100	1300	1200	100	1800
SURAT	POTATO STORE	800	1250	1025	168	1700

(Source: NHB)

Disclaimer

The information contained in this document has been compiled by Agriwatch from sources believed to be reliable, such as NHB, Agmarknet, etc. and directly from traders in mandis. However, users of this data are requested to use the information with due caution and crosscheck with other sources. This document is not, and should not be construed as an offer to sell or buy any commodities. This document may not be reproduced, distributed or published without the express consent of SFAC