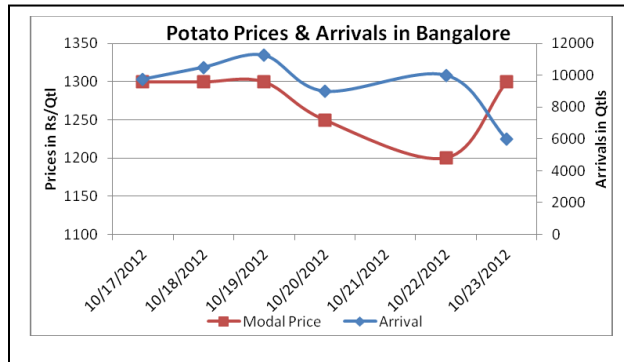
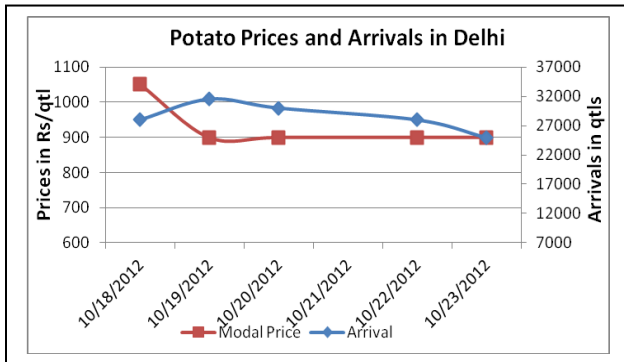
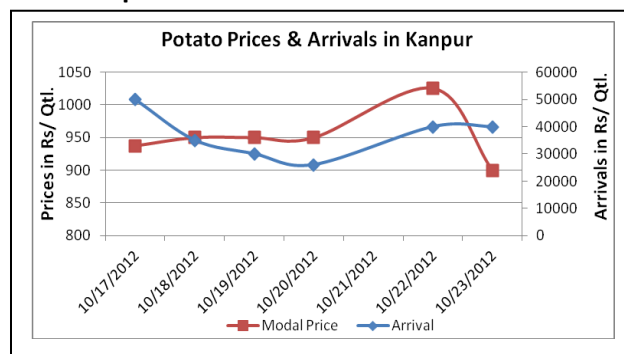
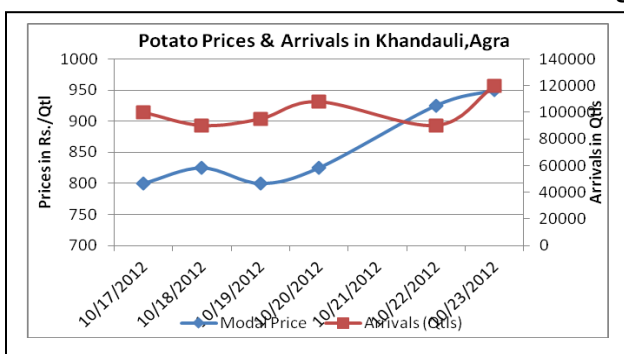


Potato Fundamentals:

- In Agra sowing has started and is completed in 10-15% of total area. According to trade sources, approximately 10-20% of potato area may shift towards wheat and mustard because prices of potato are not stable whereas mustard can fetch high prices easily.
- In Delhi, average arrivals have increased to 28000 quintal from 25000 in last 4-5 days due to Navaratri festival occasion but the modal prices didn't show any variation and were stable at Rs 900/ quintal.
- Meanwhile in retail market, prices were hovering in the range of Rs 1200 to Rs 2500/ quintal. Maximum prices were seen in Trivandrum at Rs2500/ quintal followed by Hyderabad and Jammu each at Rs 2000/ quintal. Lowest prices were seen in Amritsar at Rs 1200/ quintal.

Potato Prices & Arrivals in Producing & Consumption Centers



(Source: AGRIWATCH)

Potato Prices & Arrivals in major Mandi as on 23/10/2012

Mandi	Ludhiana	Khandauli	Farrukhabad	Kanpur	Indore	Ahmedabad	Bangalore
Price (in Qtl)	400-800	900-1000	700-1000	800-1000	500-1000	850-1250	1000-1600
Arrivals (in Qtl)	1500	120000	10000	40000	9000	2130	6000

Potato Prices & Arrivals in major Mandi as on 22/10/2012

Mandi	Ludhiana	Khandauli	Farrukhabad	Kanpur	Indore	Ahmedabad	Bangalore
Price (in Qtl)	400-800	850-1000	700-1000	800-1250	500-1000	850-1250	1000-1400
Arrivals (in Qtl)	1500	90000	10000	40000	9000	2500	10000

(Source: AGRIWATCH)

Potato Futures Prices at MCX as on 25th October 2012



SFAC
लघु कृषक
कृषि व्यापार संघ

Small Farmers'
Agribusiness
Consortium



AGRIWATCH

Symbol	Exchange	Expiry Date	Today's Close Price	Previous Close Price	Net Change	Today's Open Interest	Previous Day Open Interest	Change
POTATO	MCX	15-Mar-13	736.2	736.2	-0.30	13830	13800	30
POTATO	MCX	15-Apr-13	703	703	1.70	8760	8700	60
POTATO	MCX	15-May-12	732.3	732.3	2.60	1260	1200	60
				Total				150

(Source: MCX)

Monthly Chart of MCX- Agra March Contract:



(Source: AGRIWATCH)

The above chart depicts the daily price movement in March futures contract for Agra delivery on MCX Platform. Prices are trading in very narrow range of Rs. 730-740, either side break out would decide further market direction. On higher side resistance could be seen at 740 levels. Immediate support for the contract is near 730.

Potato Prices in major markets – Mandi vs. Retail as on 23th October 2012

Centre Name	Variety	Min. Price (Rs/Qtl)	Max. Price (Rs/Qtl)	Modal Price (Rs/Qtl)	Arrival (MT.)	Retail Price (Rs/Qtl)
ABOHAR	POTATO STORE	720	950	835	110	1500
AHMEDABAD	POTATO STORE	850	1250	1050	249	1600
AMRITSAR	POTATO STORE	640	760	720	27	1200
CHANDIGARH	POTATO STORE	825	1063	938	80	1800
CHENNAI	POTATO FRESH	1600	1800	1700	200	2400
DELHI	POTATO FRESH	1050	1600	1325	484	2200
GUWAHATI	POTATO FRESH	1450	1550	1500	45	1800
GUWAHATI	POTATO STORE	1150	1250	1200	160	1600
HYDERABAD	POTATO FRESH	900	1300	1200	260	2000
JAIPUR	POTATO STORE	1000	1100	1060	268	1600
JAMMU	POTATO FRESH	1500	1600	1550	18	2000
JAMMU	POTATO STORE	1200	1300	1250	45	1600
MUMBAI	POTATO FRESH	1000	1300	1200	1520	1800
NAGPUR	POTATO STORE	1125	1375	1250	250	2000
PATNA	POTATO STORE	1000	1150	1075	105	1800
PUNE	POTATO FRESH	1100	1400	1250	1230	1700
RAIPUR	POTATO STORE	1200	1400	1300	31	1800
RANCHI	POTATO FRESH	1210	1600	1500	30	2000
RANCHI	POTATO STORE	1030	1200	1100	250	1400
SHIMLA	POTATO FRESH	1700	1800	1750	21	2000
SRINAGAR	POTATO STORE	1250	1300	1280	100	1800
SURAT	POTATO STORE	1200	1300	1250	240	1800
TRIVANDRUM	POTATO FRESH	1800	2000	1900	20	2500

(Source: NHB)

Disclaimer

The information contained in this document has been compiled by Agriwatch from sources believed to be reliable, such as NHB, Agmarknet, etc. and directly from traders in mandis. However, users of this data are requested to use the information with due caution and crosscheck with other sources. This document is not, and should not be construed as an offer to sell or buy any commodities. This document may not be reproduced, distributed or published without the express consent of SFAC