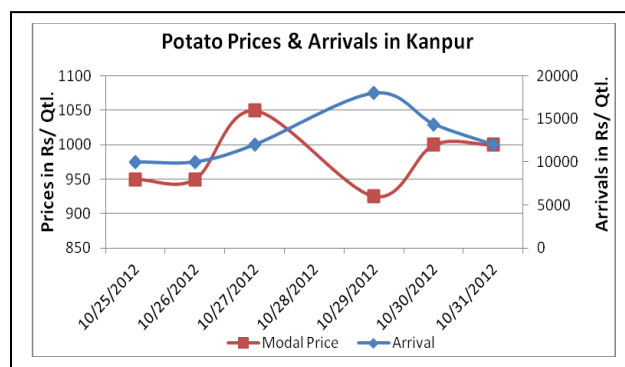
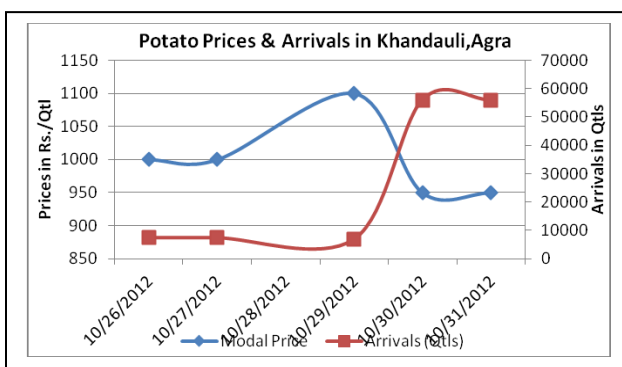
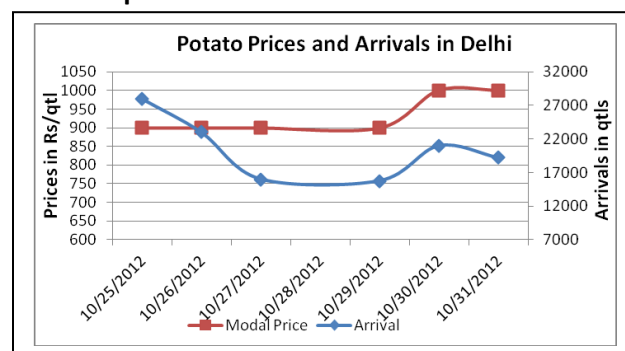
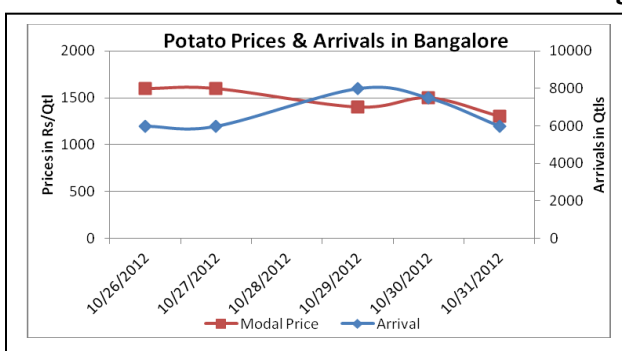


## Potato Fundamentals:

- In MCX, March potato contract have fallen to Rs735.1 compared to previous day price of Rs 736 whereas open interest has increased which interprets short covering of the market participants.
- In Delhi, potato is coming from U.P and Punjab region which are contributing approximately 80% and 20% to the total arrival. Fresh potatoes from Punjab have started arriving in market whereas potato from Karnataka is about to over.
- In Bangalore, arrivals and prices have fallen to 6750 quintals from 7000 quintals and Rs1400/ quintal from Rs 1500/ quintal in last 3-4 days. The decline is mainly due to lower demand in market.
- Meanwhile in retail market, prices are hovering in the range of Rs 900 to Rs 2500/ quintal. Maximum prices were seen in Dehradun at Rs 2500/ quintal followed by Chennai and Bangalore at Rs 2400 and Rs 2200/ quintal respectively.

## Potato Prices & Arrivals in Producing & Consumption Centers



(Source: AGRIWATCH)

## Potato Prices & Arrivals in major Mandi as on 31/10/2012

Mandi	Ludhiana	Khandauli	Farrukhabad	Kanpur	Indore	Ahmedabad	Bangalore
Price (in Qtl)	400-700	900-1000	900-1100	900-1100	500-1200	1000-1600	1200-1400
Arrivals (in Qtl)	1000	56000	-	12000	6000	6750	6000

## Potato Prices & Arrivals in major Mandi as on 30/10/2012

Mandi	Ludhiana	Khandauli	Farrukhabad	Kanpur	Indore	Ahmedabad	Bangalore
Price (in Qtl)	400-800	900-1000	1000-1200	900-1100	500-1000	900-1400	1400-1600
Arrivals (in Qtl)	560	56000	-	14400	9600	2310	7500

(Source: Agriwatch)

## MCX- Potato Futures Analysis: (as on 31<sup>st</sup> Oct 2012)

Symbol	Exchange	Expiry Date	Today's Close Price	Previous Close Price	Net Change	Today's Open Interest	Previous Day Open Interest	Change
POTATO	MCX	15-Mar-13	736	735.1	0.90	13620	14010	-390
POTATO	MCX	15-Apr-13	704.2	704.8	-0.60	9600	9300	300
POTATO	MCX	15-May-12	735.6	734	1.60	1950	1650	300
				Total				210

(Source: MCX)

## Daily Price Chart of MCX- Agra March Contract:



(Source: AGRIWATCH)

The above chart depicts the daily price movement in March futures contract for Agra delivery on MCX Platform. Prices have closed above its short-term exponential moving average which indicates further upward movement could be possible. On higher side resistance could be found near 740 levels. If it crossed level of Rs 740 level prices may reach up to a level of Rs 760. On the lower side level of Rs 720 is strong support from last few days.

Potato Prices in major markets – Mandi vs. Retail as on 31<sup>st</sup> October 2012

Centre Name	Variety	Min. Price (Rs/Qtl)	Max. Price (Rs/Qtl)	Modal Price (Rs/Qtl)	Arrival (MT.)	Retail Price (Rs/Qtl)
AGRA	POTATO STORE	750	850	800	150	1400
AHMEDABAD	POTATO STORE	900	1400	1150	268	1600
BANGALORE	POTATO FRESH	1400	1600	1500	657	2200
BARAUT	POTATO STORE	1300	1400	1350	13	1800
BHOPAL	POTATO STORE	700	800	750	165	900
BHUBANESHWAR	POTATO STORE	1050	1100	1075	450	1400
CHANDIGARH	POTATO STORE	900	1100	1000	90	1400
CHENNAI	POTATO FRESH	1600	1800	1700	180	2400
DEHRADUN	POTATO FRESH	1400	1600	1500	41	2500
DEHRADUN	POTATO STORE	1100	1200	1150	33	2000
GANGATOK	POTATO STORE	1500	1700	1600	2	2150
GUWAHATI	POTATO FRESH	1400	1500	1450	45	1800
GUWAHATI	POTATO STORE	1200	1300	1250	160	1600
HYDERABAD	POTATO FRESH	1200	1400	1300	96	1600
JAIPUR	POTATO STORE	900	1000	955	180	1500
JAMMU	POTATO FRESH	1300	1500	1400	18	1800
JAMMU	POTATO STORE	1000	1200	1100	40	1500
KOLKATA	POTATO STORE	1180	1200	1190	495	1400
LUCKNOW	POTATO STORE	900	1350	1200	60	1600
MUMBAI	POTATO FRESH	900	1300	1200	1096	2000
PATNA	POTATO STORE	1000	1100	1050	55	1700
PUNE	POTATO FRESH	1200	1400	1300	716	1600
RAIPUR	POTATO STORE	1200	1300	1240	35	1800
RANCHI	POTATO FRESH	1260	1400	1380	40	2000
RANCHI	POTATO STORE	1040	1200	1100	250	1400
SHIMLA	POTATO FRESH	1300	1500	1400	20	2000
SRINAGAR	POTATO FRESH	1150	1250	1200	35	1500
SRINAGAR	POTATO STORE	1300	1500	1430	90	1800
SURAT	POTATO STORE	1000	1300	1200	230	1800

(Source: NHB)

## Disclaimer

The information contained in this document has been compiled by Agriwatch from sources believed to be reliable, such as NHB, Agmarknet, etc. and directly from traders in mandis. However, users of this data are requested to use the information with due caution and crosscheck with other sources. This document is not, and should not be construed as an offer to sell or buy any commodities. This document may not be reproduced, distributed or published without the express consent of SFAC