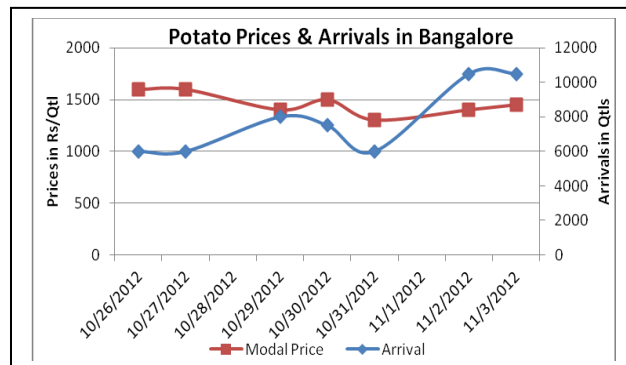
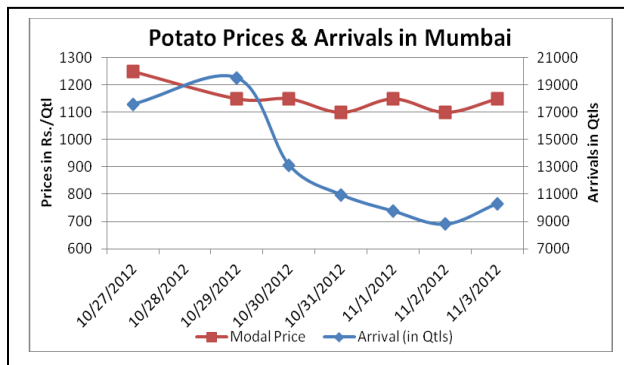
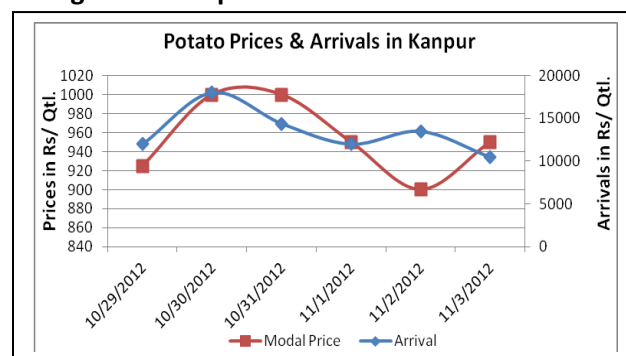
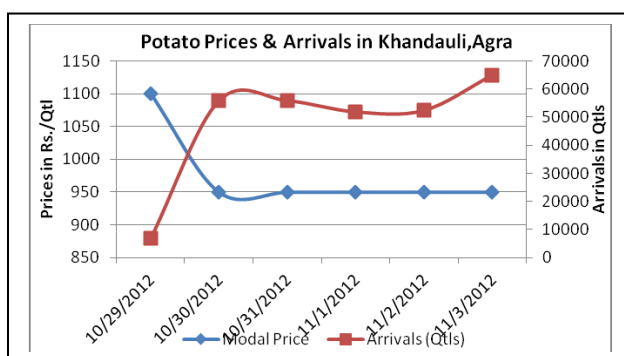


Potato Fundamentals:

- In Khandauli (Agra), approximately 20-25% of Rabi sowing is completed and rest is expected to complete by Diwali. According to trade sources, Rabi crop area is expected to be similar like last year's area.
- In Tarkeshwar, approximately 24% of potatoes are left in cold storages as compared to previous year's 18% at same time. Prices may increase ahead as early rabi crop in west Bengal is delayed as expected to arrive from December which usually arrives by mid November.
- In Bangalore, potatoes are coming from local region and U.P which are contributing approximately 30% and 70% to the total arrival. Prices are hovering in the range of Rs 1400 to Rs 1600/ quintal and expected to remain stable for a couple of days.
- In Delhi, fresh potato from Punjab which contributing approximately 25% to the total arrival is being sold out at Rs800-Rs900/ quintal. Potato from Shimla is being sold out at Rs 1200- Rs1600 per bag (80kg each).

Potato Prices & Arrivals in Producing & Consumption Centers



(Source: AGRIWATCH)

Potato Prices & Arrivals in major Mandi as on 3/11/2012

Mandi	Ludhiana	Khandauli	Farrukhabad	Kanpur	Indore	Ahmedabad	Bangalore
Price (in Qtl)	600-700	900-1000	1000	800-1100	500-1100	850-1400	1300-1600
Arrivals (in Qtl)	3000	65000	-	12750	10000	2270	10500

Potato Prices & Arrivals in major Mandi as on 2/11/2012

Mandi	Ludhiana	Khandauli	Farrukhabad	Kanpur	Indore	Ahmedabad	Bangalore
Price (in Qtl)	Closed	900-1000	1000	800-1000	550-1200	850-1400	1300-1500
Arrivals (in Qtl)	Closed	52500	-	10500	10000	2270	10500

(Source: Agriwatch)

MCX- Potato Futures Analysis: (as on 3rd Nov 2012)

Symbol	Exchange	Expiry Date	Today's Close Price	Previous Close Price	Net Change	Today's Open Interest	Previous Day Open Interest	Change
POTATO	MCX	15-Mar-13	730	730	0.00	13620	13500	120
POTATO	MCX	15-Apr-13	698.6	698	0.60	9900	9840	60
POTATO	MCX	15-May-12	730.8	728	2.80	2010	2010	0
				Total				180

(Source: MCX)

Daily Price Chart of MCX- Agra March Contract:



(Source: AGRIWATCH)

Potato Prices in major markets – Mandi vs. Retail as on 3rd November 2012

Centre Name	Variety	Min. Price (Rs/Qtl)	Max. Price (Rs/Qtl)	Modal Price (Rs/Qtl)	Arrival (MT.)	Retail Price (Rs/Qtl)
BHOPAL	POTATO STORE	800	900	850	140	1000
BHUBANESHWAR	POTATO STORE	1180	1220	1200	400	1450
CHENNAI	POTATO FRESH	1800	2000	1900	130	2600
GUWAHATI	POTATO FRESH	1550	1650	1600	42	2000
GUWAHATI	POTATO STORE	1150	1250	1200	150	1700
JAMMU	POTATO FRESH	1400	1500	1450	15	2000
JAMMU	POTATO STORE	1000	1200	1100	54	1500
NAGPUR	POTATO STORE	1125	1375	1250	240	1500
PATNA	POTATO STORE	1100	1200	1150	100	1800
RANCHI	POTATO FRESH	1060	1275	1218	65	2000
RANCHI	POTATO STORE	1000	1100	1080	200	1400
SHIMLA	POTATO FRESH	1100	1300	1200	23	2000
SRINAGAR	POTATO FRESH	1100	1200	1150	60	1500
SRINAGAR	POTATO STORE	1280	1350	1320	80	1800
TRIVANDRUM	POTATO FRESH	1700	1900	1800	15	2400

(Source: NHB)

Disclaimer

The information contained in this document has been compiled by Agriwatch from sources believed to be reliable, such as NHB, Agmarknet, etc. and directly from traders in mandis. However, users of this data are requested to use the information with due caution and crosscheck with other sources. This document is not, and should not be construed as an offer to sell or buy any commodities. This document may not be reproduced, distributed or published without the express consent of SFAC