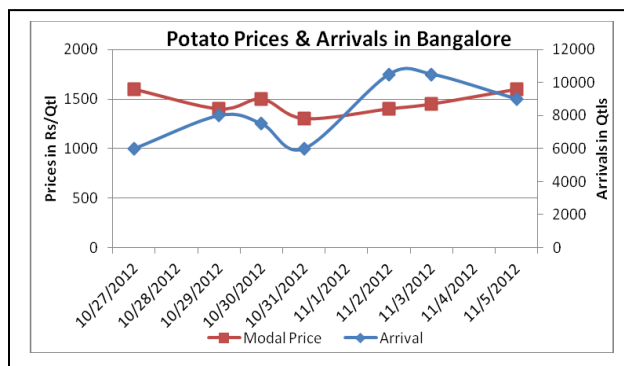
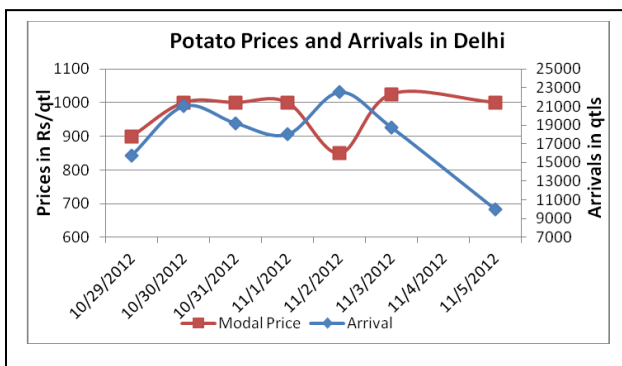
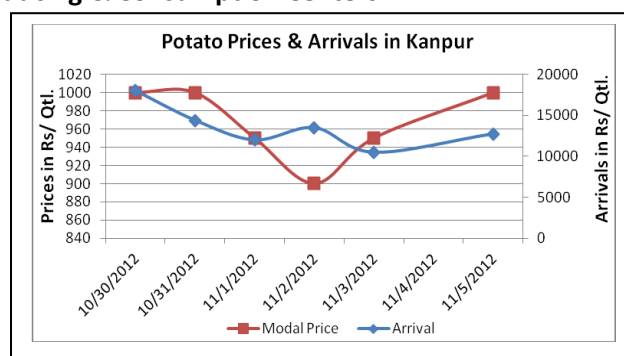
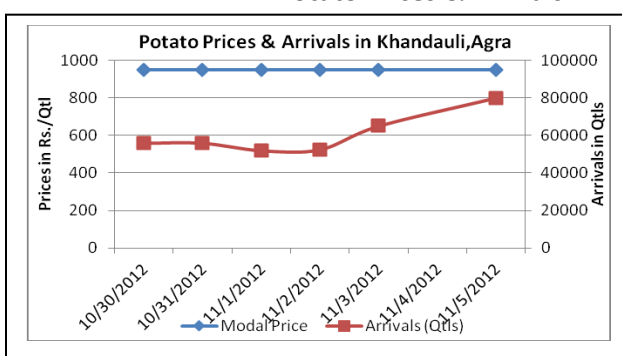


Potato Fundamentals:

- In Begusarai (Bihar), sowing season has started and completed by 10-15%, rest of the area is expected to be covered by Diwali. According to trade sources, production area is expected to be 10-20% less compared to previous year's area.
- According to news sources in West Bengal, the cold storage owners have decided to go on a strike on Nov 19 on the issue of revision of cold storages prices. It is expected that prices may increase during that time.
- Meanwhile in retail market, prices are hovering in the range of Rs 1000 to Rs 2800/ quintal. Maximum prices were seen at Trivandrum, Chennai and Chandigarh at Rs 2800, Rs 2600 and 2250/ quintal.
- According to trade sources, fresh crop from Punjab has started arriving in the market but in small quantity and is fetching Rs 800-900/ quintal in Delhi Azadpur mandi.

Potato Prices & Arrivals in Producing & Consumption Centers



(Source: AGRIWATCH)

Potato Prices & Arrivals in major Mandi as on 5/11/2012

Mandi	Ludhiana	Khandauli	Farrukhabad	Kanpur	Indore	Ahmedabad	Bangalore
Price (in Qtl)	400-600	900-1000	1000	900-1100	500-1000	850-1400	1500-1700
Arrivals (in Qtl)	3000	80000	-	19500	7500	2270	9000

Potato Prices & Arrivals in major Mandi as on 3/11/2012

Mandi	Ludhiana	Khandauli	Farrukhabad	Kanpur	Indore	Ahmedabad	Bangalore
Price (in Qtl)	600-700	900-1000	1000	800-1100	500-1100	850-1400	1300-1600
Arrivals (in Qtl)	3000	65000	-	12750	10000	2270	10500

(Source: Agriwatch)

MCX- Potato Futures Analysis: (as on 5th Nov 2012)

Symbol	Exchange	Expiry Date	Today's Close Price	Previous Close Price	Net Change	Today's Open Interest	Previous Day Open Interest	Change
POTATO	MCX	15-Mar-13	731.8	730	1.80	13740	13620	120
POTATO	MCX	15-Apr-13	699.7	698.6	1.10	9900	9900	0
POTATO	MCX	15-May-12	732.5	730.8	1.70	2280	2010	270
				Total				390

(Source: MCX)

In the futures market, some buying is seen in across all the contracts. Both prices and open interest has increased in the entire contracts which suggests market participants are comfortable in buying at these levels.

Daily Price Chart of MCX- Agra March Contract:



(Source: AGRIWATCH)

Potato Prices in major markets – Mandi vs. Retail as on 5th November 2012

Centre Name	Variety	Min. Price (Rs/Qtl)	Max. Price (Rs/Qtl)	Modal Price (Rs/Qtl)	Arrival (MT.)	Retail Price (Rs/Qtl)
ABOHAR	POTATO STORE	730	860	795	85	1500
AGRA	POTATO STORE	800	950	875	110	1500
AMRITSAR	POTATO STORE	550	650	600	30	1000
BANGALORE	POTATO FRESH	1300	1500	1400	495	2000
BARAUT	POTATO STORE	1300	1400	1350	13	1800
CHANDIGARH	POTATO FRESH	1400	1750	1650	25	2200
CHENNAI	POTATO STORE	1900	2100	2000	200	2600
GUWAHATI	POTATO FRESH	1500	1600	1550	45	2000
GUWAHATI	POTATO STORE	1200	1300	1250	160	1600
JAMMU	POTATO FRESH	1400	1500	1450	12	2000
JAMMU	POTATO STORE	1000	1200	1100	45	1500
LUCKNOW	POTATO STORE	1050	1300	1175	52	1600
MUMBAI	POTATO FRESH	1000	1300	1200	1136	2000
PATNA	POTATO STORE	1100	1200	1150	75	1800
PUNE	POTATO FRESH	1100	1400	1300	125	1600
RAIPUR	POTATO STORE	1200	1300	1250	28	1800
RANCHI	POTATO FRESH	1080	1400	1375	80	2000
RANCHI	POTATO STORE	1010	1150	1100	220	1400
SHIMLA	POTATO FRESH	1100	1400	1300	22	2000
SRINAGAR	POTATO FRESH	1150	1250	1200	30	1500
SRINAGAR	POTATO STORE	1250	1350	1300	110	1800
TRIVANDRUM	POTATO FRESH	1800	2000	1900	20	2800

(Source: NHB)

Disclaimer

The information contained in this document has been compiled by Agriwatch from sources believed to be reliable, such as NHB, Agmarknet, etc. and directly from traders in mandis. However, users of this data are requested to use the information with due caution and crosscheck with other sources. This document is not, and should not be construed as an offer to sell or buy any commodities. This document may not be reproduced, distributed or published without the express consent of SFAC