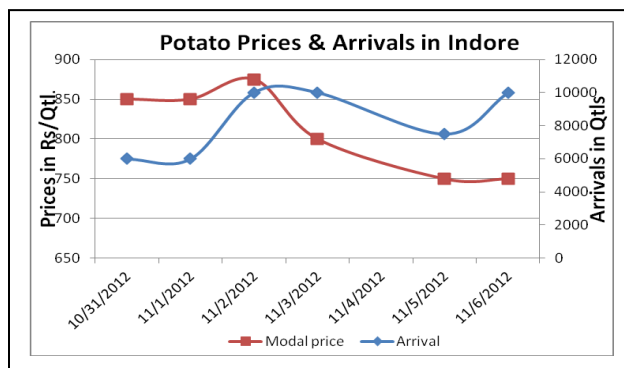
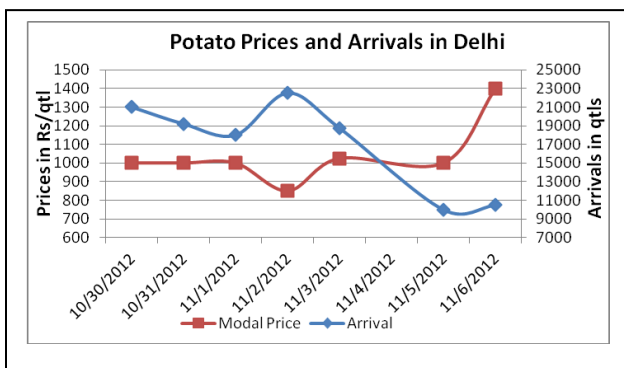
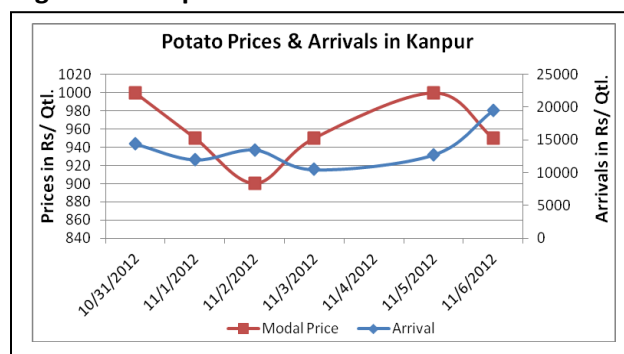
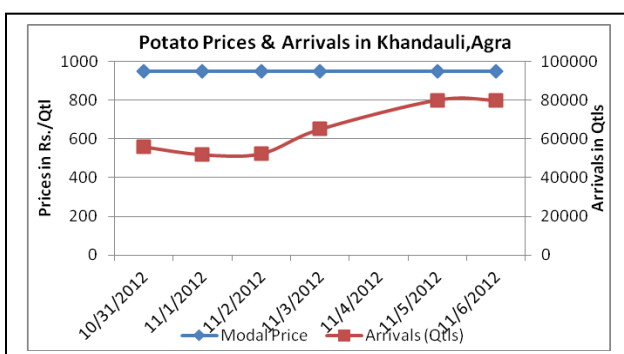


Potato Fundamentals:

- In Begusarai (Bihar), sowing season has started and completed by 10-15%, rest of the area is expected to be covered by Diwali. According to trade sources, production area is expected to be 10-20% less compared to previous year's area.
- An average arrival in Kanpur has increased to 23000 quintals from 10500 quintals in last 4-5 days irrespective of the prices. Prices are hovering in the range of Rs 900 to Rs 950/ quintal and expected to decline further.
- In Khandauli, prices are hovering in the range of Rs 900 to Rs 1000/ quintal from last few days, irrespective of the arrivals in the market.
- In Uttar Pradesh, approximately 20% potatoes are left in cold storages whereas in West Bengal approximately 24% of potatoes are left as compared to previous year's 18% at the same time. Delay in sowing in West Bengal could impact prices in coming months.

Potato Prices & Arrivals in Producing & Consumption Centers



(Source: AGRIWATCH)

Potato Prices & Arrivals in major Mandi as on 6/11/2012

Mandi	Ludhiana	Khandauli	Farrukhabad	Kanpur	Indore	Ahmedabad	Bangalore
Price (in Qtl)	400-700	900-1000	1000	800-1100	500-1000	750-1350	1200-1800
Arrivals (in Qtl)	3200	80000	-	23000	10000	2300	7500

Potato Prices & Arrivals in major Mandi as on 5/11/2012

Mandi	Ludhiana	Khandauli	Farrukhabad	Kanpur	Indore	Ahmedabad	Bangalore
Price (in Qtl)	400-600	900-1000	1000	900-1100	500-1000	850-1400	1500-1700
Arrivals (in Qtl)	3000	80000	-	19500	7500	2270	9000

(Source: Agriwatch)

MCX- Potato Futures Analysis: (as on 6th Nov 2012)

Symbol	Exchange	Expiry Date	Today's Close Price	Previous Close Price	Net Change	Today's Open Interest	Previous Day Open Interest	Change
POTATO	MCX	15-Mar-13	733.9	731.8	2.10	14010	13740	270
POTATO	MCX	15-Apr-13	698	699.7	-1.70	9960	9900	60
POTATO	MCX	15-May-12	733	732.5	0.50	2430	2280	150
				Total				480

(Source: MCX)

In the futures market, some buying is seen in March and May contracts. Both prices and open interest has increased in the entire contracts which suggests market participants are comfortable in buying at these levels. In MCX April contract short buildup was seen as prices were falling and open interest has increased.

Daily Price Chart of MCX- Agra March Contract:



(Source: AGRIWATCH)

Potato Prices in major markets – Mandi vs. Retail as on 6th November 2012

Centre Name	Variety	Min. Price (Rs/Qtl)	Max. Price (Rs/Qtl)	Modal Price (Rs/Qtl)	Arrival (MT.)	Retail Price (Rs/Qtl)
ABOHAR	POTATO STORE	680	840	760	96	1200
AGRA	POTATO STORE	700	850	775	155	1400
AHMEDABAD	POTATO STORE	750	1350	1050	230	1600
AMRITSAR	POTATO STORE	500	600	550	28	1000
BANGALORE	POTATO FRESH	1200	1400	1300	450	2000
BHOPAL	POTATO STORE	750	850	800	125	900
BHUBANESHWAR	POTATO STORE	1100	1120	1110	600	1350
CHANDIGARH	POTATO FRESH	1375	1725	1625	10	2000
CHENNAI	POTATO FRESH	1900	2100	2000	220	2600
DELHI	POTATO FRESH	800	1750	1275	2054	2200
GANGATOK	POTATO STORE	1200	1600	1400	5	1900
GUWAHATI	POTATO FRESH	1500	1600	1550	45	2000
GUWAHATI	POTATO STORE	1300	1400	1350	150	1800
JAIPUR	POTATO STORE	900	1000	955	210	1500
JAMMU	POTATO FRESH	1400	1600	1550	9	2000
JAMMU	POTATO STORE	1000	1200	1100	54	1600
KOLKATA	POTATO STORE	1160	1180	1170	495	1400
LUCKNOW	POTATO STORE	1100	1300	1200	60	1600
MUMBAI	POTATO FRESH	1000	1300	1200	1040	2000
NAGPUR	POTATO STORE	1125	1375	1250	220	1600
PATNA	POTATO STORE	1100	1200	1150	90	1800
PUNE	POTATO FRESH	1200	1400	1300	735	1600
RAIPUR	POTATO STORE	1200	1300	1255	30	1800
RANCHI	POTATO FRESH	1100	1500	1400	90	2000
RANCHI	POTATO STORE	1000	1200	1150	210	1400
SHIMLA	POTATO FRESH	1200	1400	1300	20	1700
SRINAGAR	POTATO FRESH	1180	1300	1250	40	1500
SRINAGAR	POTATO STORE	1280	1350	1320	130	1800
SURAT	POTATO STORE	1100	1200	1150	260	1600
TRIVANDRUM	POTATO FRESH	2000	2500	2300	18	3000

(Source: NHB)

Disclaimer

The information contained in this document has been compiled by Agriwatch from sources believed to be reliable, such as NHB, Agmarknet, etc. and directly from traders in mandis. However, users of this data are requested to use the information with due caution and crosscheck with other sources. This document is not, and should not be construed as an offer to sell or buy any commodities. This document may not be reproduced, distributed or published without the express consent of SFAC