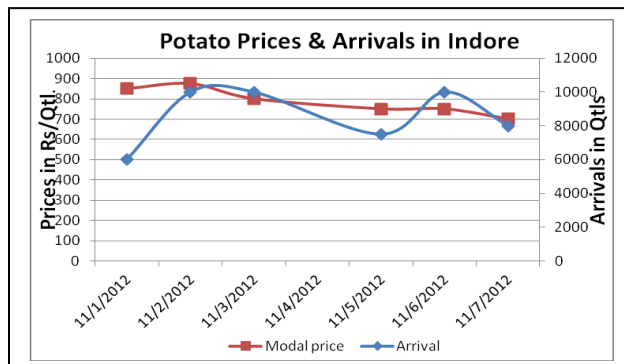
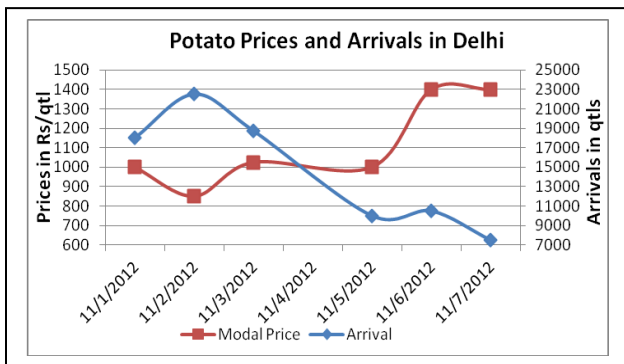
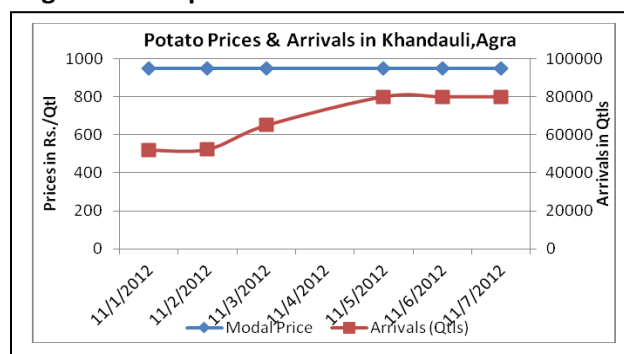
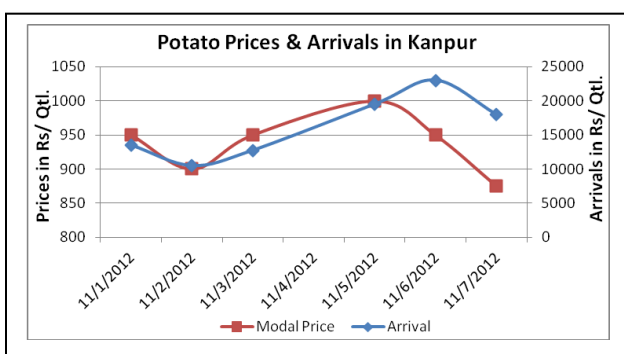


## Potato Fundamentals:

- In Delhi, demand of fresh potato is more as compared to stored potato from U.P region. Fresh potato is coming from Punjab and Una (Himanchal Pradesh) which are contributing 60% and 40% respectively to fresh potatoes.
- According to trade sources in Delhi, stored potatoes prices are hovering in the range of Rs 800- Rs 850/ quintal. The reason for decline in prices of stored potato is because of low demand in market.
- In Khandauli, prices are hovering in the range of Rs 900 to Rs 1000/ quintal from last few days, irrespective of the arrivals in the market.
- In Bangalore, potatoes are coming from local region and U.P which are contributing approximately 30% and 70% to the total arrival. Prices are hovering in the range of Rs 1400 to Rs 1600/ quintal and expected to remain stable for a couple of days.

## Potato Prices & Arrivals in Producing & Consumption Centers



(Source: AGRIWATCH)

## Potato Prices & Arrivals in major Mandi as on 7/11/2012

Mandi	Ludhiana	Khandauli	Farrukhabad	Kanpur	Indore	Ahmedabad	Bangalore
Price (in Qtl)	400-650	900-1000	1000	750-1000	500-900	750-1350	1400-1500
Arrivals (in Qtl)	3500	80000	-	18000	8000	2300	6000

## Potato Prices & Arrivals in major Mandi as on 6/11/2012

Mandi	Ludhiana	Khandauli	Farrukhabad	Kanpur	Indore	Ahmedabad	Bangalore
Price (in Qtl)	400-700	900-1000	1000	800-1100	500-1000	750-1350	1200-1800
Arrivals (in Qtl)	3200	80000	-	23000	10000	2300	7500

(Source: Agriwatch)

## MCX- Potato Futures Analysis: (as on 7<sup>th</sup> Nov 2012)

Symbol	Exchange	Expiry Date	Today's Close Price	Previous Close Price	Net Change	Today's Open Interest	Previous Day Open Interest	Change
POTATO	MCX	15-Mar-13	733	733.9	-0.90	13890	14010	-120
POTATO	MCX	15-Apr-13	698	698	0.00	9960	9960	0
POTATO	MCX	15-May-12	732	733	-1.00	2460	2430	30
				Total				-90

(Source: MCX)

In the futures market, there is very lack cluster trading as it is visible from the table that there is not much price variation.

## Daily Price Chart of MCX- Agra March Contract:



(Source: AGRIWATCH)

## Potato Prices in major markets – Mandi vs. Retail as on 7<sup>th</sup> November 2012

Centre Name	Variety	Min. Price (Rs/Qtl)	Max. Price (Rs/Qtl)	Modal Price (Rs/Qtl)	Arrival (MT.)	Retail Price (Rs/Qtl)
AGRA	POTATO STORE	700	900	800	138	1400
BARAUT	POTATO STORE	1200	1300	1250	13	1600
BHUBANESHWAR	POTATO STORE	1150	1200	1175	500	1450
CHANDIGARH	POTATO FRESH	1200	1600	1400	5	2000
CHENNAI	POTATO FRESH	1800	2000	1900	200	2400
DELHI	POTATO FRESH	1400	1700	1550	1790	2200
GANGATOK	POTATO STORE	1300	1500	1400	3	1800
GUWAHATI	POTATO FRESH	1550	1650	1600	44	2000
GUWAHATI	POTATO STORE	1300	1400	1350	140	1800
JAIPUR	POTATO STORE	1000	1100	1060	170	1600
JAMMU	POTATO FRESH	1400	1500	1450	12	2000
JAMMU	POTATO STORE	1000	1200	1100	54	1600
KOLKATA	POTATO STORE	1200	1220	1210	486	1450
LUCKNOW	POTATO STORE	1100	1300	1200	50	1600
MUMBAI	POTATO FRESH	1100	1400	1250	864	2000
NAGPUR	POTATO STORE	1125	1375	1250	240	1600
PATNA	POTATO STORE	1100	1200	1150	75	1800
PUNE	POTATO FRESH	1100	1300	1200	725	1600
RAIPUR	POTATO STORE	1200	1300	1260	27	1800
RANCHI	POTATO FRESH	1200	1570	1440	85	2000
RANCHI	POTATO STORE	1018	1185	1160	220	1400
SRINAGAR	POTATO FRESH	1200	1300	1270	20	1500
SRINAGAR	POTATO STORE	1300	1400	1350	80	1800
TRIVANDRUM	POTATO FRESH	2000	2600	2400	18	3200

(Source: NHB)

### Disclaimer

The information contained in this document has been compiled by Agriwatch from sources believed to be reliable, such as NHB, Agmarknet, etc. and directly from traders in mandis. However, users of this data are requested to use the information with due caution and crosscheck with other sources. This document is not, and should not be construed as an offer to sell or buy any commodities. This document may not be reproduced, distributed or published without the express consent of SFAC