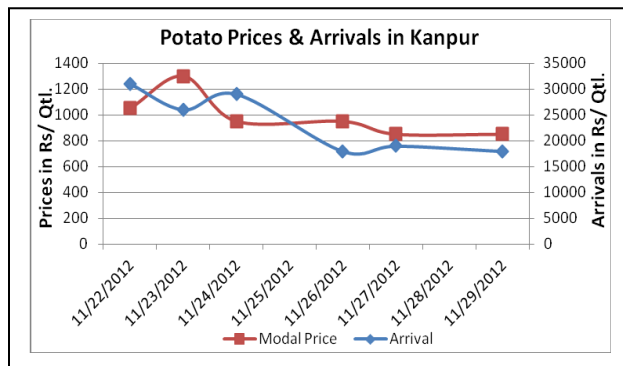
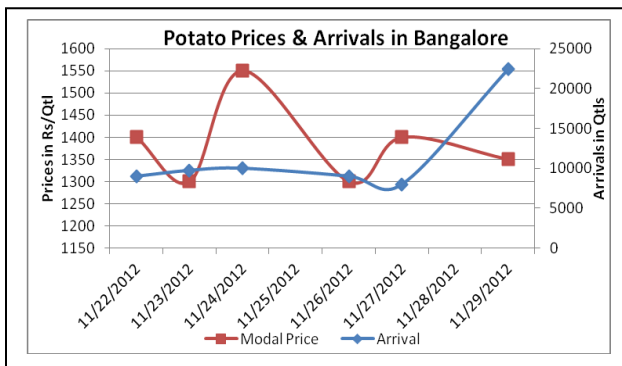
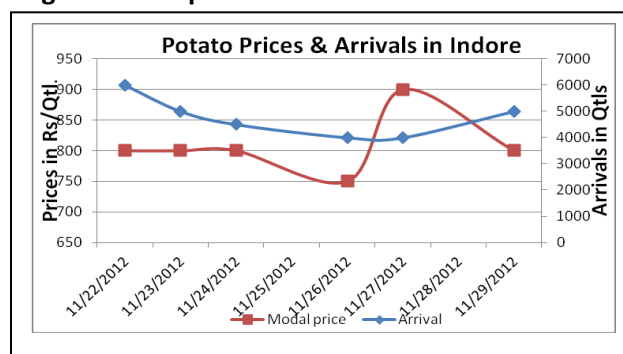
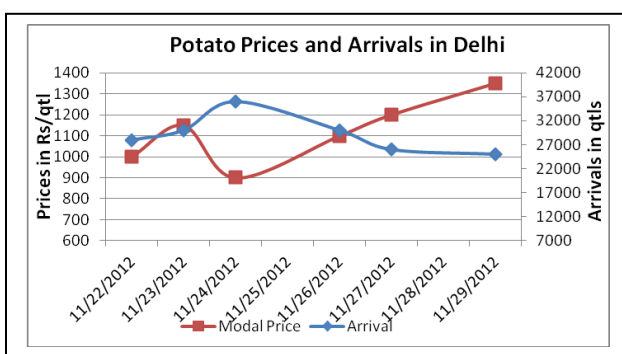


Potato Fundamentals:

- In Delhi, prices of fresh potato from Punjab and Una (H.P) are hovering in the range of Rs 900-1200/ quintal whereas prices of stored onion from U.P are in between Rs 1200 to 1400/ quintal.
- In West Bengal, sowing is almost completed by 60% and rest is expected to get over by 1st week of December.
- According to trade sources in West Bengal, rabi crop area is expected to increase compare to last year because farmers doesn't grow much in early rabi and prefer to cover the area in rabi season.
- In Bangalore, 90% of potatoes are coming from U.P, 5% from Gujarat and rest is arriving from local region.

Potato Prices & Arrivals in Producing & Consumption Centers



(Source: AGRIWATCH)

Potato Prices & Arrivals in major Mandi as on 29/11/2012

Mandi	Ludhiana	Khandauli	Farrukhabad	Kanpur	Indore	Ahmedabad	Bangalore
Price (in Qtl)	800-900	800-1000	800-1000	-	500-1100	750-1200	1300-1400
Arrivals (in Qtl)	5000	30000	4500	-	5000	2510	22500

Potato Prices & Arrivals in major Mandi as on 27/11/2012

Mandi	Ludhiana	Khandauli	Farrukhabad	Kanpur	Indore	Ahmedabad	Bangalore
Price (in Qtl)	800-900	800-1000	800-1100	700-1000	1000-1200	700-1250	1300-1500
Arrivals (in Qtl)	5000	15000	400	19000	4000	6120	8000

(Source: Agriwatch)

MCX- Potato Futures Analysis: (as on 29th Nov 2012)

Symbol	Exchange	Expiry Date	Today's Close Price	Previous Close Price	Net Change	Today's Open Interest	Previous Day Open Interest	Change
POTATO	MCX	15-Mar-13	729.9	731.1	-1.20	14730	15060	-330
POTATO	MCX	15-Apr-13	706	708	-2.00	10650	10620	30
POTATO	MCX	15-May-12	719	723	-4.00	4200	4290	-90
				Total				-390

(Source: MCX)

Daily Price Chart of MCX- Agra March Contract:



(Source: AGRIWATCH)

Lack-luster trading is happening in futures market. Prices are range bound and trading between 725-740 from last one week. Closing above Rs. 740 may attract further buying positions in the market. On down side, closing below Rs. 725, could drag prices up to 710 levels.

Potato Prices in major markets – Mandi vs. Retail as on 29th November 2012

Centre Name	Variety	Min. Price (Rs/Qtl)	Max. Price (Rs/Qtl)	Modal Price (Rs/Qtl)	Arrival (MT.)	Retail Price (Rs/Qtl)
ABOHAR	POTATO STORE	780	970	875	85	1500
AGRA	POTATO STORE	800	900	850	70	1400
AHMEDABAD	POTATO STORE	750	1200	950	251	1600
AMRITSAR	POTATO STORE	400	500	450	20	1000
BHOPAL	POTATO STORE	900	1100	1000	120	1300
BHUBANESHWAR	POTATO STORE	1200	1300	1250	500	1500
CHANDIGARH	POTATO FRESH	800	1000	900	60	1500
CHENNAI	POTATO FRESH	1600	2000	1800	240	2400
DEHRADUN	POTATO FRESH	1190	1228	1200	50	2000
DEHRADUN	POTATO STORE	1075	1228	1200	50	2000
DELHI	POTATO FRESH	900	1040	1000	1956	1800
GANGATOK	POTATO STORE	1500	1700	1600	3	2700
GUWAHATI	POTATO FRESH	1400	1500	1450	80	1800
GUWAHATI	POTATO STORE	1200	1300	1260	140	1600
HYDERABAD	POTATO FRESH	1100	1400	1200	153	1700
JAMMU	POTATO FRESH	1400	1500	1450	27	2000
JAMMU	POTATO STORE	1000	1200	1100	45	1500
LUCKNOW	POTATO STORE	900	1100	1000	100	1400
MUMBAI	POTATO FRESH	1000	1350	1175	866	2000
NAGPUR	POTATO STORE	1125	1325	1225	200	1600
NASIK	POTATO STORE	1300	1400	1360	50	1600
PATNA	POTATO STORE	1000	1100	1050	25	1600
PUNE	POTATO FRESH	1400	1600	1500	780	1800
RAIPUR	POTATO STORE	1300	1400	1340	25	2000
RANCHI	POTATO FRESH	1300	1600	1475	180	2000
RANCHI	POTATO STORE	1000	1100	1080	240	1400
SHIMLA	POTATO FRESH	1600	1800	1700	24	2500
SRINAGAR	POTATO STORE	1050	1200	1100	160	1500
SURAT	POTATO STORE	1000	1200	1100	200	1800
TRIVANDRUM	POTATO FRESH	2200	2500	2350	20	3000

(Source: NHB)

Disclaimer

The information contained in this document has been compiled by Agriwatch from sources believed to be reliable, such as NHB, Agmarknet, etc. and directly from traders in mandis. However, users of this data are requested to use the information with due caution and crosscheck with other sources. This document is not, and should not be construed as an offer to sell or buy any commodities. This document may not be reproduced, distributed or published without the express consent of SFAC