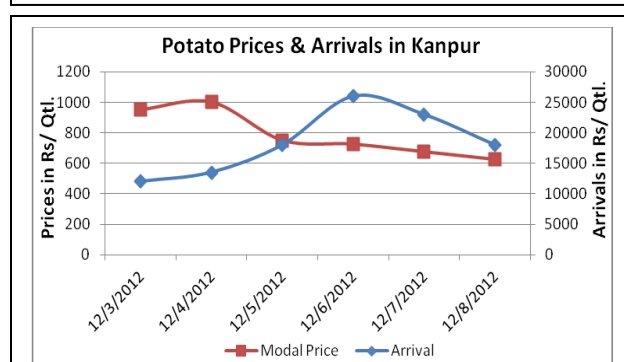
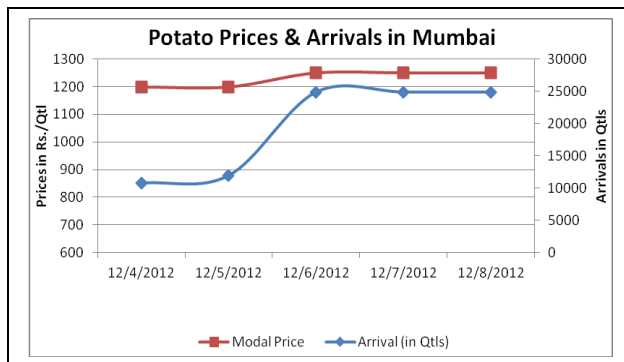
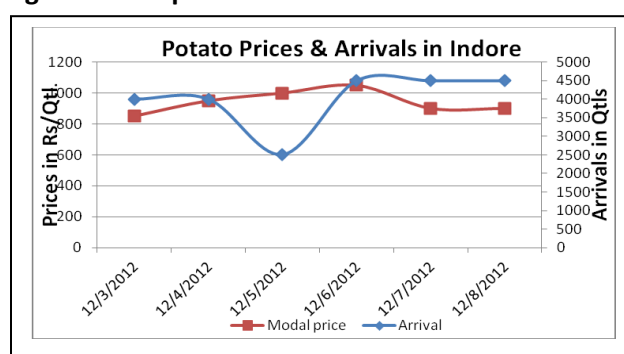
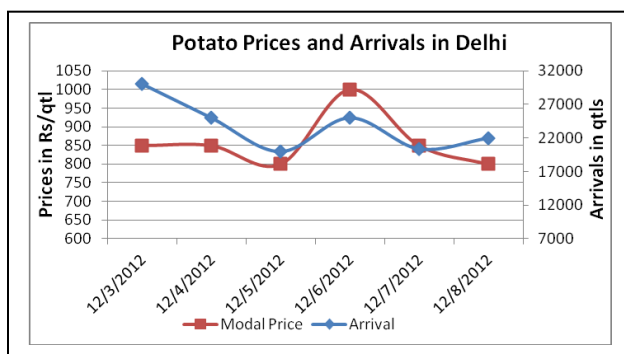


## Potato Fundamentals:

- In Kanpur, prices are hovering in the range of Rs 625 to Rs 750/ quintal whereas arrivals are irrespective of prices and hovering in the range of Rs 18000 to 26000 quintals per day.
- According to trade sources in Punjab the potato crop area is 15% less as compared to previous year. Farmers have shifted to wheat because of high cost of inputs and unavailability of labours.
- Meanwhile, in retail market prices of fresh potato are hovering in the range of Rs 1100 to Rs 2400/ quintals whereas prices of stored potato are in the range of Rs 1000 to Rs 2700/ quintal.

## Potato Prices & Arrivals in Producing & Consumption Centers



(Source: AGRIWATCH)

## Potato Prices & Arrivals in major Mandi as on 8/12/2012

Mandi	Ludhiana	Khandauli	Farrukhabad	Kanpur	Indore	Ahmedabad	Bangalore
Price (in Qtl)	500-600	700-800	700-900	500-750	500-1300	500-1200	1300-1800
Arrivals (in Qtl)	5000	65000	22500	18000	4500	2310	7500

## Potato Prices & Arrivals in major Mandi as on 7/12/2012

Mandi	Ludhiana	Khandauli	Farrukhabad	Kanpur	Indore	Ahmedabad	Bangalore
Price (in Qtl)	500-600	600-800	700-900	550-800	500-1300	500-1200	1300-1900
Arrivals (in Qtl)	5000	65000	22500	23000	4500	12332	7000

(Source: Agriwatch)

## MCX- Potato Futures Analysis: (as on 8<sup>th</sup> Dec 2012)

Symbol	Exchange	Expiry Date	Today's Close Price	Previous Close Price	Net Change	Today's Open Interest	Previous Day Open Interest	Change
POTATO	MCX	15-Mar-13	718.5	719.5	-1.00	16320	16200	120
POTATO	MCX	15-Apr-13	691.9	691.2	0.70	11610	11100	510
POTATO	MCX	15-May-12	693.2	693	0.20	9150	8730	420
				Total				1050

(Source: MCX)

In MCX, March contract prices are declining and open interest is increasing which indicates short build up in market. In MCX, March and April contract both prices and open interest are increasing which indicates long positions being built up in market.

## Daily Price Chart of MCX- Agra March Contract:



(Source: AGRWATCH)

## Potato Prices in major markets – Mandi vs. Retail as on 8<sup>th</sup> December 2012

Centre Name	Variety	Min. Price (Rs/Qtl)	Max. Price (Rs/Qtl)	Modal Price (Rs/Qtl)	Arrival (MT.)	Retail Price (Rs/Qtl)
AGRA	POTATO FRESH	540	620	580	100	1200
AHMEDABAD	POTATO STORE	500	1200	850	231	1500
BHOPAL	POTATO FRESH	800	1000	1100	140	1100
BHOPAL	POTATO STORE	850	950	900	110	1100
BHUBANESHWAR	POTATO STORE	1100	1200	1150	600	1400
CHENNAI	POTATO FRESH	1800	2000	1900	200	2400
GANGATOK	POTATO STORE	1500	1700	1600	4	2700
GUWAHATI	POTATO FRESH	1500	1600	1550	90	2000
GUWAHATI	POTATO STORE	1300	1350	1330	120	1600
JAIPUR	POTATO FRESH	800	900	860	230	1400
JAMMU	POTATO FRESH	800	1000	900	90	1200
JAMMU	POTATO STORE	600	700	650	9	1000
LUCKNOW	POTATO FRESH	600	700	650	150	900
NAGPUR	POTATO STORE	1062	1375	1220	280	1500
RANCHI	POTATO FRESH	1000	1100	1070	220	1600
RANCHI	POTATO STORE	1060	1250	1100	90	1500
SHIMLA	POTATO FRESH	1300	1400	1350	30	1600
SRINAGAR	POTATO STORE	950	1150	1000	160	1500

(Source: NHB)

### Disclaimer

The information contained in this document has been compiled by Agriwatch from sources believed to be reliable, such as NHB, Agmarknet, etc. and directly from traders in mandis. However, users of this data are requested to use the information with due caution and crosscheck with other sources. This document is not, and should not be construed as an offer to sell or buy any commodities. This document may not be reproduced, distributed or published without the express consent of SFAC