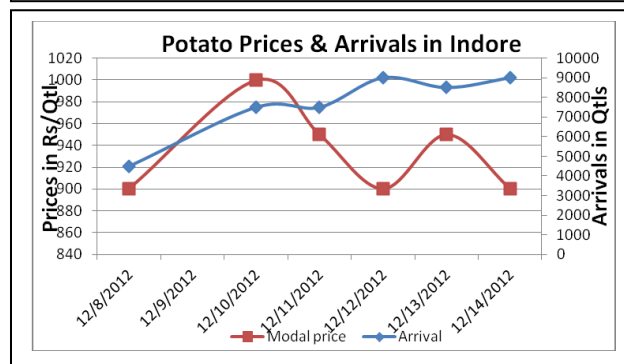
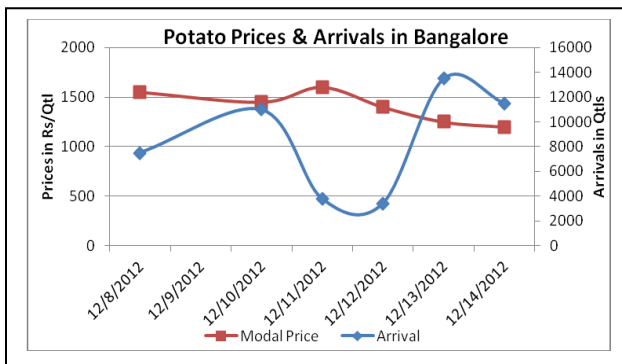
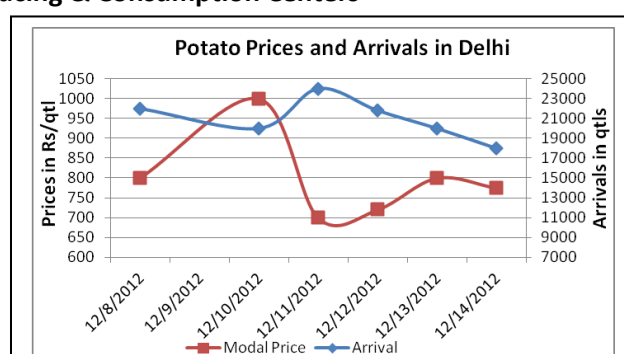
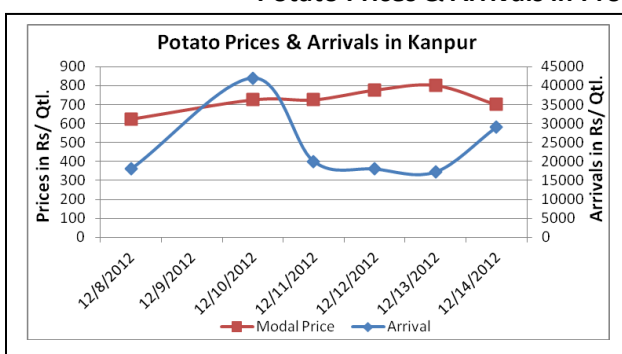


## Potato Fundamentals:

- In U.P, major demand for potato is coming from Karnataka and Assam where prices are Rs 1500/ quintal and Rs 1000/ quintal respectively.
- In Indore, fresh potatoes are coming from local region only which are contributing approximately 65% to the total arrival. Average prices are hovering in the range of Rs 850 to Rs 1200/ quintal.
- In Delhi, Azadpur market, potato prices are hovering in the range of Rs 750 to Rs 800/ quintal. Arrivals are hovering in the range of Rs 20000-22000 quintals per day.
- Meanwhile in retail market, prices of fresh potatoes are hovering in the range of Rs 900 to Rs 3200/ quintal. Maximum prices were seen in Trivandrum and lowest were in Chandigarh. Fresh potatoes are mainly coming from Punjab and few parts of U.P.

## Potato Prices & Arrivals in Producing & Consumption Centers



(Source: AGRIWATCH)

## Potato Prices & Arrivals in major Mandi as on 14/12/2012

Mandi	Ludhiana	Khandauli	Farrukhabad	Kanpur	Indore	Ahmedabad	Bangalore
Price (in Qtl)	500-600	800-1200	535-755	600-800	500-1300	500-1100	800-1600
Arrivals (in Qtl)	4000	15000	30000	29000	9000	7066	11500

## Potato Prices & Arrivals in major Mandi as on 13/12/2012

Mandi	Ludhiana	Khandauli	Farrukhabad	Kanpur	Indore	Ahmedabad	Bangalore
Price (in Qtl)	550-600	800-1200	500-800	700-900	500-1400	Closed	800-1700
Arrivals (in Qtl)	3500	23000	20000	17200	8500	Closed	13500

(Source: Agriwatch)

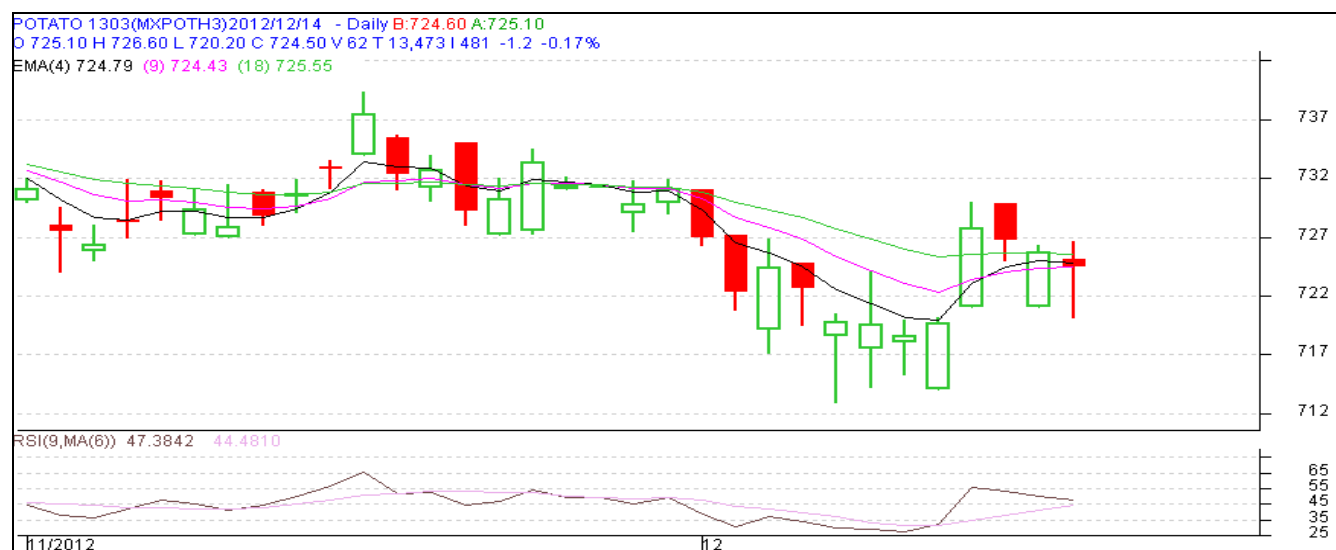
## MCX- Potato Futures Analysis: (as on 14<sup>th</sup> Dec 2012)

Symbol	Exchange	Expiry Date	Today's Close Price	Previous Close Price	Net Change	Today's Open Interest	Previous Day Open Interest	Change
POTATO	MCX	15-Mar-13	724.5	726	-1.50	14430	14670	-240
POTATO	MCX	15-Apr-13	693	695	-2.00	11220	11550	-330
POTATO	MCX	15-May-12	693	695	-2.00	11070	10620	450
				Total				-120

(Source: MCX)

In MCX, March and April contract both prices and open interest are decreasing which indicates long liquidation in the market. In MCX, May contract long build up is seen with decrease in prices and increase in open interest.

## Daily Price Chart of MCX- Agra March Contract:



(Source: AGRIWATCH)

## Potato Prices in major markets – Mandi vs. Retail as on 11<sup>th</sup> December 2012

Centre Name	Variety	Min. Price (Rs/Qtl)	Max. Price (Rs/Qtl)	Modal Price (Rs/Qtl)	Arrival (MT.)	Retail Price (Rs/Qtl)
AGRA	POTATO STORE	900	1100	1000	90	1600
AHMEDABAD	POTATO STORE	800	1350	1050	227	1600
AMRITSAR	POTATO STORE	500	700	600	25	1200
BANGALORE	POTATO FRESH	1300	1500	1400	540	1800
BARAUT	POTATO STORE	1300	1400	1350	14	1800
BHOPAL	POTATO STORE	1050	1150	1100	120	1300
CHANDIGARH	POTATO FRESH	1062	1312	1187	30	2000
CHENNAI	POTATO FRESH	1800	2000	1900	200	2400
DEHRADUN	POTATO FRESH	1500	1632	1600	25	2500
DEHRADUN	POTATO STORE	1000	1183	1150	58	1800
DELHI	POTATO FRESH	1350	1450	1400	298	2000
GANGATOK	POTATO STORE	1200	1600	1400	5	1900
GUWAHATI	POTATO FRESH	1400	1600	1500	50	2000
GUWAHATI	POTATO STORE	1100	1300	1200	170	1800
HYDERABAD	POTATO FRESH	1000	1400	1200	186	1800
JAIPUR	POTATO FRESH	1400	1500	1455	50	2500
JAIPUR	POTATO STORE	800	900	860	170	1400
JAMMU	POTATO FRESH	1400	1500	1450	15	2000
JAMMU	POTATO STORE	1200	1400	1300	45	1600
KOLKATA	POTATO STORE	1200	1220	1210	495	1450
LUCKNOW	POTATO STORE	1100	1350	1225	60	1600
MUMBAI	POTATO FRESH	1000	1300	1150	920	2000
NAGPUR	POTATO STORE	1062	1250	1160	290	1800
NASIK	POTATO STORE	1400	1500	1460	40	1700
PATNA	POTATO STORE	1000	1100	1050	45	1700
RAIPUR	POTATO STORE	1200	1300	1250	31	1800
RANCHI	POTATO FRESH	900	1110	1095	118	1600
RANCHI	POTATO STORE	1010	1100	1065	215	1400
SHIMLA	POTATO FRESH	1200	1400	1300	27	1700
SRINAGAR	POTATO FRESH	1200	1400	1300	20	1800
SRINAGAR	POTATO STORE	1400	1550	1500	70	2000
SURAT	POTATO STORE	1100	1300	1200	240	2000
TRIVANDRUM	POTATO FRESH	1800	2200	2000	22	2800

(Source: NHB)

### Disclaimer

The information contained in this document has been compiled by Agriwatch from sources believed to be reliable, such as NHB, Agmarknet, etc. and directly from traders in mandis. However, users of this data are requested to use the information with due caution and crosscheck with other sources. This document is not, and should not be construed as an offer to sell or buy any commodities. This document may not be reproduced, distributed or published without the express consent of SFAC