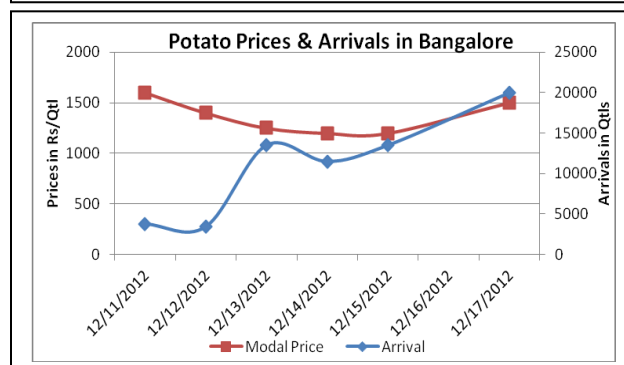
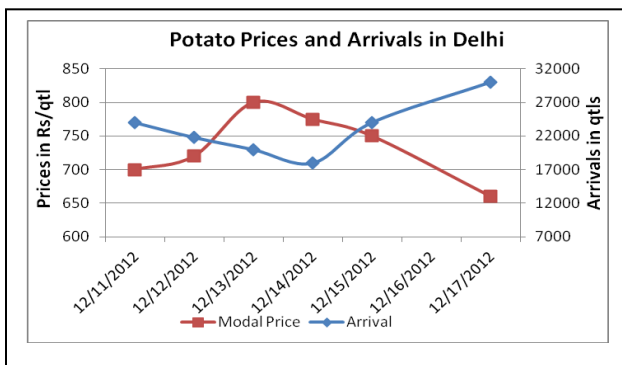
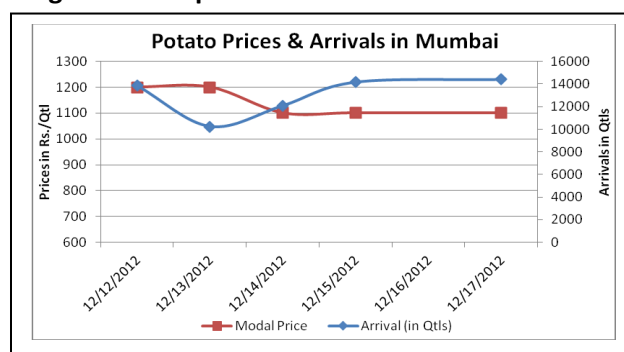
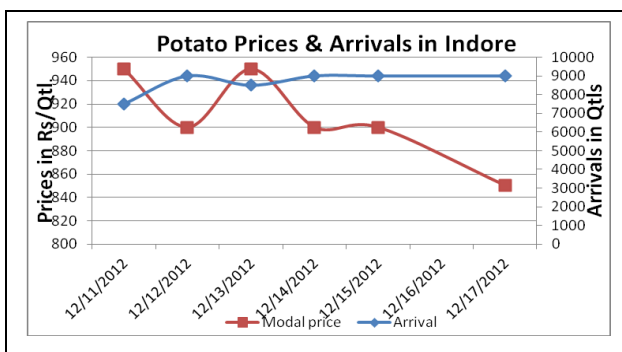


## Potato Fundamentals:

- In West Bengal, sowing is almost completed and it is expected that area may increase by 2%-4% because of higher prices at the time of sowing.
- In Punjab, Rabi crop area is 15% less as compared to previous year. Farmers have shifted to wheat and sugarcane because of overproduction and low demand in last three seasons. The other reason for shifting from potato crop is increase in cost of production because of hike in fertilizers.
- In Bangalore, arrivals are hovering in the range of 11000 to 13500 quintals per day in last 2-3 days. Prices are stable and irrespective of arrivals which are hovering around Rs 1200/ quintal.

## Potato Prices & Arrivals in Producing & Consumption Centers



(Source: AGRIWATCH)

## Potato Prices & Arrivals in major Mandi as on 17/12/2012

Mandi	Ludhiana	Khandauli	Farrukhabad	Kanpur	Indore	Ahmedabad	Bangalore
Price (in Qtl)	-	800-1200	535-755	600-750	500-1300	600-1100	600-1800
Arrivals (in Qtl)	-	16000	30000	31000	9000	6000	13500

## Potato Prices & Arrivals in major Mandi as on 15/12/2012

Mandi	Ludhiana	Khandauli	Farrukhabad	Kanpur	Indore	Ahmedabad	Bangalore
Price (in Qtl)	-	800-1200	535-755	600-750	500-1300	600-1100	600-1800
Arrivals (in Qtl)	-	16000	30000	31000	9000	6000	13500

(Source: Agriwatch)

## MCX- Potato Futures Analysis: (as on 17<sup>th</sup> Dec 2012)

Exchange	Expiry Date	Today's Close Price	Previous Close Price	Net Change	Today's Open Interest	Previous Day Open Interest	Change
MCX	15-Mar-13	717	722	-5.00	14970	14370	600
MCX	15-Apr-13	681.5	688.6	-7.10	10830	11340	-510
MCX	15-May-12	676.1	685.7	-9.60	11880	11550	330
			Total				420

(Source: MCX)

## Daily Price Chart of MCX- Agra March Contract:



(Source: AGRIWATCH)



**SFAC**  
लघु कृषक  
कृषि व्यापार संघ

Small Farmers'  
Agribusiness  
Consortium



**AGRIWATCH**

## Potato Prices in major markets – Mandi vs. Retail as on 11<sup>th</sup> December 2012

Centre Name	Variety	Min. Price (Rs/Qtl)	Max. Price (Rs/Qtl)	Modal Price (Rs/Qtl)	Arrival (MT.)	Retail Price (Rs/Qtl)
AGRA	POTATO STORE	900	1100	1000	90	1600
AHMEDABAD	POTATO STORE	800	1350	1050	227	1600
AMRITSAR	POTATO STORE	500	700	600	25	1200
BANGALORE	POTATO FRESH	1300	1500	1400	540	1800
BARAUT	POTATO STORE	1300	1400	1350	14	1800
BHOPAL	POTATO STORE	1050	1150	1100	120	1300
CHANDIGARH	POTATO FRESH	1062	1312	1187	30	2000
CHENNAI	POTATO FRESH	1800	2000	1900	200	2400
DEHRADUN	POTATO FRESH	1500	1632	1600	25	2500
DEHRADUN	POTATO STORE	1000	1183	1150	58	1800
DELHI	POTATO FRESH	1350	1450	1400	298	2000
GANGATOK	POTATO STORE	1200	1600	1400	5	1900
GUWAHATI	POTATO FRESH	1400	1600	1500	50	2000
GUWAHATI	POTATO STORE	1100	1300	1200	170	1800
HYDERABAD	POTATO FRESH	1000	1400	1200	186	1800
JAIPUR	POTATO FRESH	1400	1500	1455	50	2500
JAIPUR	POTATO STORE	800	900	860	170	1400
JAMMU	POTATO FRESH	1400	1500	1450	15	2000
JAMMU	POTATO STORE	1200	1400	1300	45	1600
KOLKATA	POTATO STORE	1200	1220	1210	495	1450
LUCKNOW	POTATO STORE	1100	1350	1225	60	1600
MUMBAI	POTATO FRESH	1000	1300	1150	920	2000
NAGPUR	POTATO STORE	1062	1250	1160	290	1800
NASIK	POTATO STORE	1400	1500	1460	40	1700
PATNA	POTATO STORE	1000	1100	1050	45	1700
RAIPUR	POTATO STORE	1200	1300	1250	31	1800
RANCHI	POTATO FRESH	900	1110	1095	118	1600
RANCHI	POTATO STORE	1010	1100	1065	215	1400
SHIMLA	POTATO FRESH	1200	1400	1300	27	1700
SRINAGAR	POTATO FRESH	1200	1400	1300	20	1800
SRINAGAR	POTATO STORE	1400	1550	1500	70	2000
SURAT	POTATO STORE	1100	1300	1200	240	2000
TRIVANDRUM	POTATO FRESH	1800	2200	2000	22	2800

(Source: NHB)

### Disclaimer

The information contained in this document has been compiled by Agriwatch from sources believed to be reliable, such as NHB, Agmarknet, etc. and directly from traders in mandis. However, users of this data are requested to use the information with due caution and crosscheck with other sources. This document is not, and should not be construed as an offer to sell or buy any commodities. This document may not be reproduced, distributed or published without the express consent of SFAC