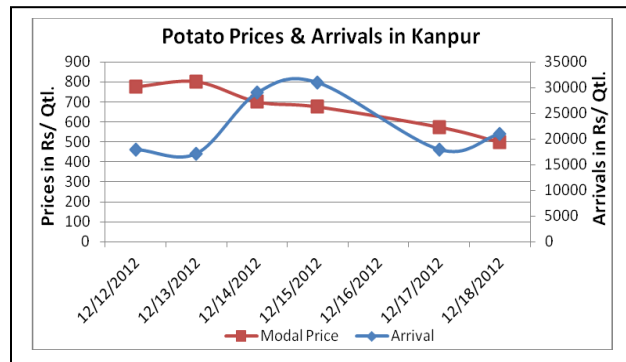
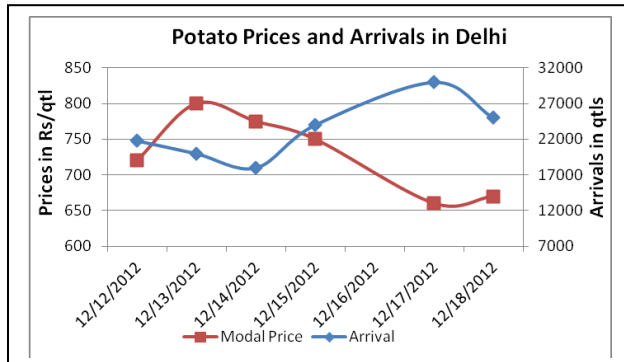
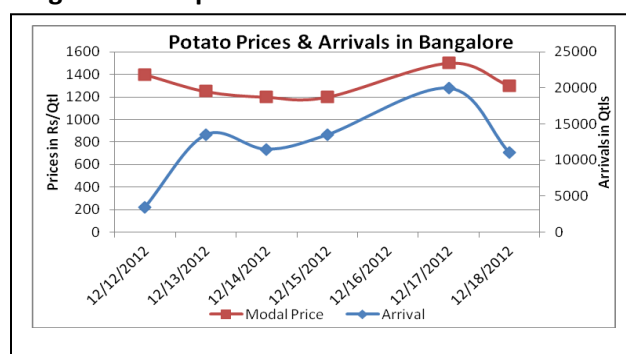
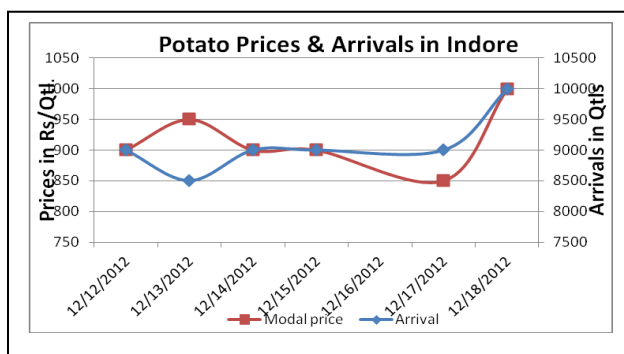


## Potato Fundamentals:

- In Agra (U.P), fresh potatoes are arriving in market from Punjab, Kannauj, Farrukhabad and other parts of U.P. Prices are hovering in the range of Rs 900 to Rs 1000/ quintal.
- In Delhi, potato prices have increased slightly because of decline in arrivals. From last 3-4 days prices were on downward trend due to higher arrivals of fresh potato from Punjab and Himachal Pradesh. Few parts of UP is also supplying fresh potato in the northern markets.
- Meanwhile in retail market, prices of fresh potatoes are hovering in the range of Rs 900 to Rs 3200/ quintal. Maximum prices were seen in Trivandrum and lowest were in Chandigarh. Fresh potatoes are mainly coming from Punjab and few parts of U.P.

## Potato Prices & Arrivals in Producing & Consumption Centers



(Source: AGRIWATCH)

## Potato Prices & Arrivals in major Mandi as on 18/12/2012

Mandi	Ludhiana	Khandauli	Farrukhabad	Kanpur	Indore	Ahmedabad	Bangalore
Price (in Qtl)	400-500	600-1200	450-750	450-550	500-1500	500-1250	900-1700
Arrivals (in Qtl)	4000	8000	25000	21000	10000	16909	11000

## Potato Prices & Arrivals in major Mandi as on 17/12/2012

Mandi	Ludhiana	Khandauli	Farrukhabad	Kanpur	Indore	Ahmedabad	Bangalore
Price (in Qtl)	500-550	800-1200	535-755	600-750	500-1300	600-1100	600-1800
Arrivals (in Qtl)	5000	16000	30000	31000	9000	6000	13500

(Source: Agriwatch)

## MCX- Potato Futures Analysis: (as on 18<sup>th</sup> Dec 2012)

Symbol	Exchange	Expiry Date	Today's Close Price	Previous Close Price	Net Change	Today's Open Interest	Previous Day Open Interest	Change
POTATO	MCX	15-Mar-13	711.4	717	-5.60	15270	14970	300
POTATO	MCX	15-Apr-13	674.3	681.5	-7.20	10680	10830	-150
POTATO	MCX	15-May-12	672	676.1	-4.10	11820	11880	-60
				Total				90

(Source: MCX)

## Daily Price Chart of MCX- Agra March Contract:



(Source: AGRIWATCH)

In MCX, potato futures are in downtrend. Yesterday it has reached near 710 level which is strong support level. Looking at candlestick pattern, prices are expected to further come down in coming days. Now, 715-20 will act as strong resistance level on upside.



**SFAC**  
लघु कृषक  
कृषि व्यापार संघ

Small Farmers'  
Agribusiness  
Consortium



**AGRIWATCH**

Potato Prices in major markets – Wholesale vs. Retail as on 18<sup>th</sup> December 2012

Centre	Wholesale Prices (Rs/ qtl)	Retail Price (Rs/ kg)	Centre	Wholesale Prices (Rs/ qtl)	Retail Price (Rs/ kg)
<b>NORTH ZONE</b>			<b>EAST ZONE</b>		
CHANDIGARH	NR	NR	PATNA	1300	15
DELHI	NR	15	BHAGALPUR	1200	14
HISAR	NR	15	RANCHI	NR	14
KARNAL	NR	12	BHUBANESHWAR	880	12
SHIMLA	1300	14	CUTTACK	870	12
MANDI	NR	NR	SAMBALPUR	850	13
SRINAGAR	NR	20	KOLKATA	1100	13
JAMMU	800	15	SILIGURI	800	12
AMRITSAR	1000	14	<b>NORTH-EAST ZONE</b>		
LUDHIANA	NR	NR	ITANAGAR	NR	NR
BATHINDA	NR	NR	GUWAHATI	1000	14
LUCKNOW	NR	NR	SHILLONG	NR	NR
KANPUR	NR	NR	AIZWAL	2200	30
VARANASI	NR	NR	DIMAPUR	1500	20
AGRA	NR	NR	AGARTALA	1650	22
DEHRADUN	NR	NR	<b>SOUTH ZONE</b>		
<b>WEST ZONE</b>			PORT BLAIR	2100	24
RAIPUR	1400	16	HYDERABAD	1800	20
PANAJI	NR	NR	VIJAYWADA	1583	18
AHMEDABAD	1300	18	BENGALURU	1700	19
RAJKOT	1350	16	DHARWAD	1600	18
BHOPAL	1300	15	T.PURAM	2300	NR
INDORE	900	15	ERNAKULAM	NR	NR
GWALIOR	1100	15	KOZHIKODE	NR	NR
JABALPUR	1100	12	PUDUCHERRY	1800	20
MUMBAI	1100	16	CHENNAI	1600	20
NAGPUR	1305	19	DINDIGUL	2300	25
JAIPUR	700	12	THIRUCHIRAPALLI	1900	20

(Source: State Civil Supplies Dept)

## Disclaimer

The information contained in this document has been compiled by Agriwatch from sources believed to be reliable, such as NHB, Agmarknet, etc. and directly from traders in mandis. However, users of this data are requested to use the information with due caution and crosscheck with other sources. This document is not, and should not be construed as an offer to sell or buy any commodities. This document may not be reproduced, distributed or published without the express consent of SFAC