

Domestic Veg. Oil Market Summary

Edible oil basket witnessed steady to firm trend during the week under review on rising oilseed Kharif arrivals and steady movement in the international markets.

Soy oil was the top gainer among the edible oil pack followed by palm oil due to festive demand. However, refined sun oil and mustard featured steady trade activities.

On the currency front, Indian rupee against USD ended at 53.55 and likely to trade with a weak tone in the coming week. We expect edible oil complex to trade steady to slightly firm tone in the days ahead in anticipation of good buying ahead of festivities. However, rising Kharif oilseeds arrivals may limit upside.

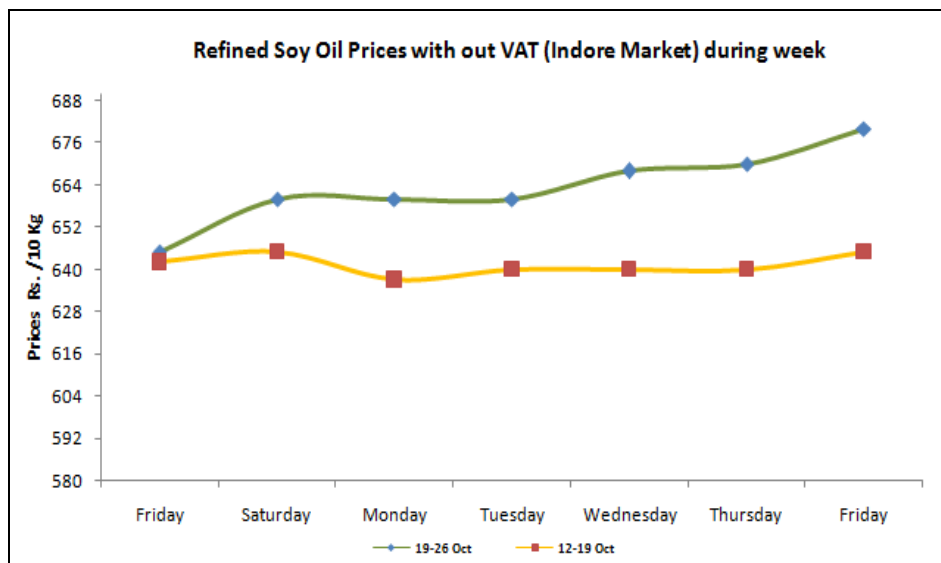
International Veg. Oil Market Summary

CBOT soy oil is expected to stay in the range 50.00 cents/lb to 53.80 cents/lb. CPO at BMD is likely to trade sideways. Focus during the coming days will be on the Malaysian palm oil export figures, US soybean-harvesting pace, and appreciation of INR against US dollar.

Ongoing soybean harvesting in US may weigh on the market. However, lower US soybean output may support international edible oil prices in medium term.

Good palm oil supply from South East Asian countries and higher Malaysian palm oil inventories may weigh on the international palm oil market. Meanwhile, upcoming festivals in India and higher spread between soy and palm oil may underpin international palm oil prices in the medium term.

Soy oil:
Domestic Fundamentals:-



- Soybean oil featured firm tone at Indore market during the week on festive demand and slow soybean offloading by farmers.
- India imported 0.98 million tons of crude soy degummed oil in the current oil year (Nov. - Oct) up to Sept 2012. However, crude soy degummed oil imports were 0.81 million tons in the corresponding period last year – SEA of India.
- Sources revealed, big solvent extractors showed buying interest. However, subdued demand limit excessive gains in refined soy oil prices.
- We expect crude soy oil may trade with a steady to firm tone in the coming days on festive demand. However, rising Kharif oilseed arrivals limit upside.

International Fundamentals:-

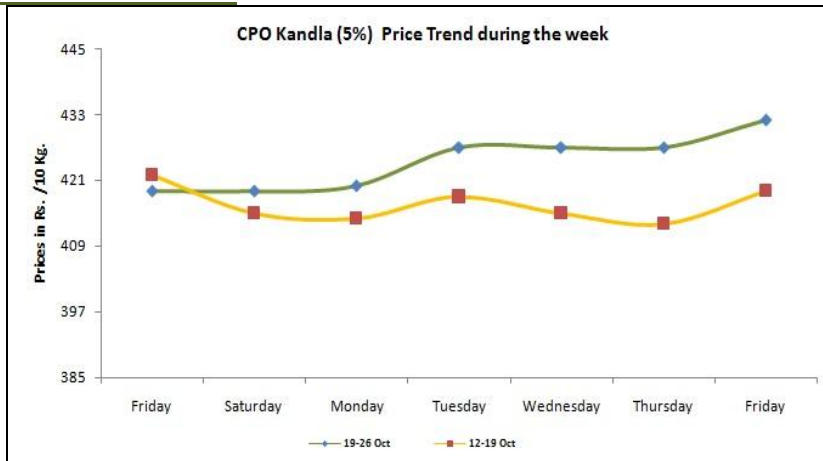
- According to Safras and Mercado, the soybean planting in the 2012/13 season progressed to 28% of the expected area in producing regions of Brazil. The pace of work is slower than in the same period last year, when 41% of the area had been sown and is above the average for the period, 24%. The Brazilian Association of Vegetable Oils Industries (Abiove) projects the Brazilian soybean crop at 81.3 Mn T for the 2012-13 season.
- According to USDA, the US soybean crop harvesting is 71 per cent complete which is in line with the expectations. This figure is higher than the five-year average of 58 per cent.
- As per General Administration of Customs of China, China imported 4.97 million tons of soybeans in September, up 12.4 percent from 4.42 million tons in August. Moreover, Chinese vegetable oils imports in September were 860,000 tons, up 34.4 percent compared to the previous month.
- Ongoing soybean harvesting in US may weigh on the market. However, lower US soybean output may support international edible oil prices in medium term.

Price Outlook:

We expect refined soy oil at Indore (without VAT) to stay in the range of 670-690 per 10 Kg in the near term.

Palm Oil:

Domestic Fundamentals:-



- CPO Kandla 5% witnessed steady to firm tone during the week under review tracking recovery in the international palm oil market and better domestic buying.
- Total stock, both at port and in pipelines is decreased by one lakh tons to 14.5 lakh tons on Oct 1. Moreover, India imported 111,163 tons of refined palm oil in the month of September, up 39.9 percent from previous month - SEA of India. Sources revealed that buyers afraid from aggressive booking for the coming weeks on significant losses in the international CPO prices.
- Steady trading activities featured at cash market. However, market may revive from lower levels due to upcoming festival demand.
- International sentiments and ongoing Kharif oilseeds arrivals may weigh on the CPO prices in the coming weeks. However, market may revive from lower levels due to upcoming festival seasons demand.

International Fundamentals:-

- Exports of Malaysian palm oil products for Sept. rose 0.5 percent to 1,433,795 tons from the 1,427,052 tons shipped during Aug. – SGS.

Breakdown of SGS palm export figures for Sept compared to a month ago (in tons):

Palm Products	Sept	Aug	% Change
Crude palm oil	553,446	459,122	20.54
RBD palm oil	98,747	154,247	-35.98
RBD palm olein	477,653	475,204	0.52
RBD palm stearin	109,676	149,002	-26.39
Crude palm kernel oil	27,000	23,500	14.89
Palm fatty acid distillate	42,135	47,384	-11.08

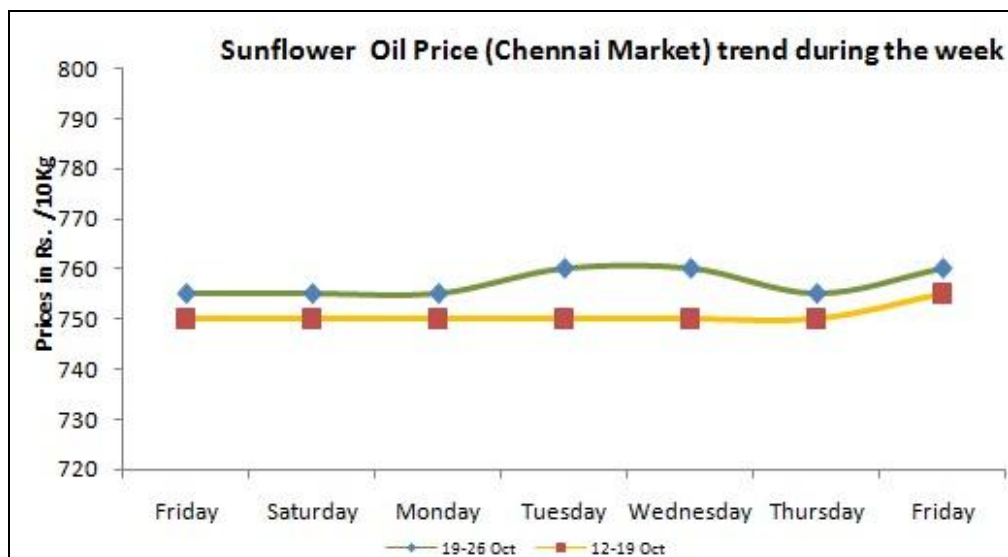
Top Palm Products Importers	Sept	Aug	% Change
European Union	213,006	237,490	-10.31
China	298,170	266,407	11.92
Pakistan	31,400	80,250	-60.87
United States	85,098	184,258	-53.82
India	405,106	282,782	43.26

- Malaysian palm oil products exports for Oct. 1-20 rose 16.7 percent to 1,050,548 tons from 900,450 tons in the first 20 days of September - Societe Generale de Surveillance. Good demand witnessed from European countries. Meanwhile, imports from Asian buyers lag on M-o-M basis.
- Indonesia has decided to cut veg oil export duty to 9% for Nov from 13.5% Oct.
- Malaysian Palm Oil Council expects that the export duty cut announced by Malaysia from January 1 would prompt India to increase its palm oil imports to a record high of over 2 million tons next year.
- Good palm oil supply from South East Asian countries and higher Malaysian palm oil inventories may weigh on the international palm oil market. However, upcoming festivals in India and expecting good buying from China may underpin international palm oil prices in the medium term.

Price Outlook:

We expect CPO Kandla 5% (without VAT) to stay in the range of 405-425 per 10 Kg in the near term.

Sunflower Oil:
Domestic Fundamentals:-



- Sunflower oil featured steady tone at its benchmark market Chennai during the week on rising sunflower seed arrivals and weak demand.
- As per sources, rising sunflower seed and higher imported sun oil stocks might weigh on the sentiments in the days ahead. However, festive demand could limit downside.
- Lower sunflower crop in the current season and bullish global fundamentals may support sunflower oil in the medium term. However, rising Kharif oilseed crop may weigh on the market in near term.

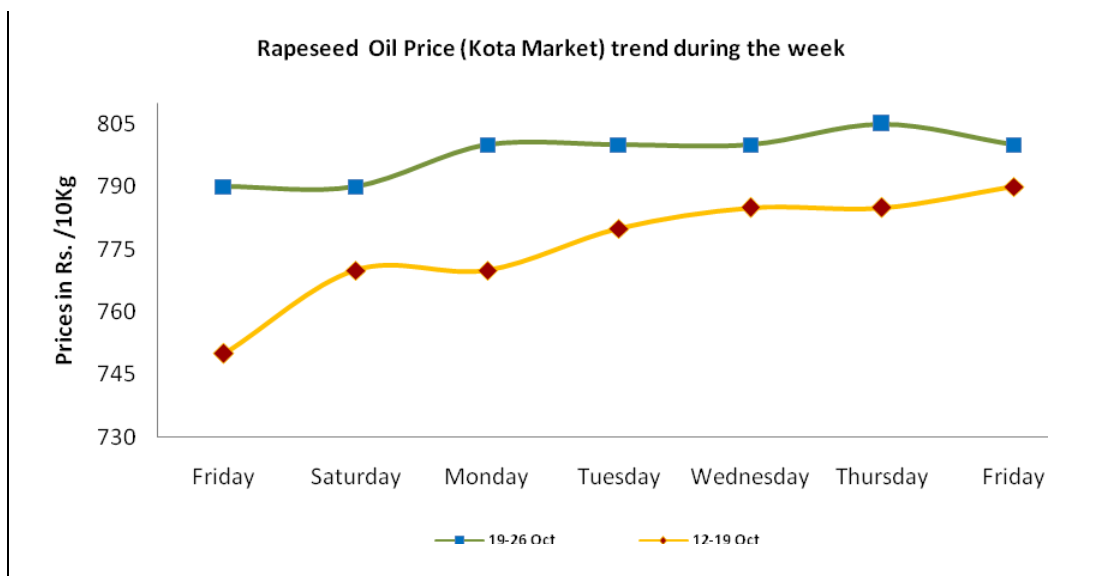
International Fundamentals:-

- Global output of sunflower oil in the 2012-13 year starting from Oct. 1 is likely to fall by 1.2 million tons and it would be give it a price premium over soyoil in the second half of the year - Mielke.
- Lower sunflower crop in the European Union may underpin sunflower oil prices in the medium term. However, ongoing EU's sunflower crop arrivals and new soybean supply from US may ease sunflower oil prices in the coming weeks.

Price Outlook:

Sunflower oil prices in Chennai may stay in the range of Rs 748-766 per 10 Kg.

Rapeseed oil:
Domestic Market Fundamentals



- Rapeseed oil witnessed steady to slightly firm sentiments at Kota market during the week under review on strong mustard seed fundamentals and diminishing mustard seed stocks.
- As per source, dried up rapeseed pipeline supply in the domestic cash market and good demand from oil millers support mustard oil prices may support RM seed oil prices in the near-term.
- We expect RM seed oil prices may trade steady to slightly firm tone due to festival demand in the coming days. However, rising Kharif oilseed arrivals may limit excessive gains.

International Fundamentals:-

- Lower Canadian canola crop along with lower supply of US soybean would support international edible oil prices in the medium term. However, ongoing crop arrivals may limit upside.

Price Outlook:

Rapeseed oil in Kota market is likely to trade in the price band of Rs 790-810 per 10 Kg.

Indian rupee technical analysis - daily chart

Technical Summary for INR

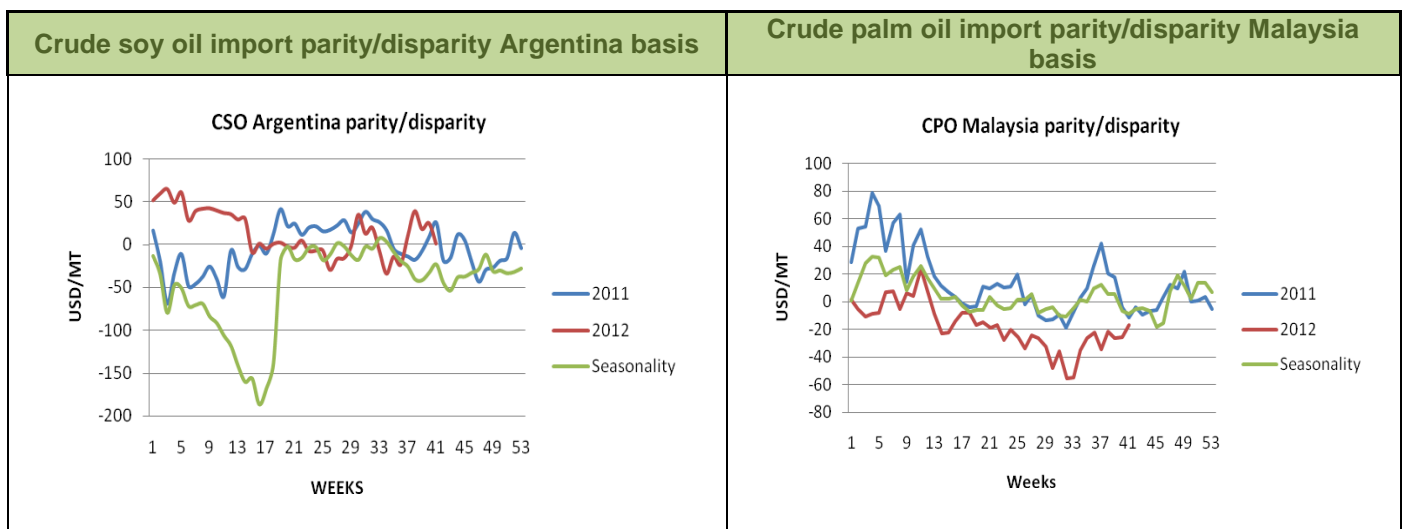
Support and Resistance				
S2	S1	PCP	R1	R2
52.40	53.60	53.55	54.75	55.25

Expected Price Band and Outlook

Indian Rupee	Indian rupee is likely to continue the weak tone towards 54.75 levels. Buying of dollars by oil and defence-related importers during month –end is adding to the weak tone of the market. Prices are likely to range between 53.60 -54.75 levels in the coming week.
--------------	--

Landed Cost at the Indian Ports - Crude soy oil

Landed Cost Calculation as on 18/10/2012	CSO Argentina	CSO Brazil	CSO US
FOB USD per ton	1120	1140	1109
Freight (USD/MT)	65	55	50
C & F	1185.0	1195.0	1159.0
Weight loss (0.25% of FOB)	2.80	2.85	2.77
Finance charges (0.4% on CNF)	4.48	4.56	4.44
Insurance (0.3% of C&F)	4	4	3
CIF (Indian Port - Kandla)	1196	1206	1170
CVD	0	0	0
Duty USD per ton	0	0	0
CVD value USD per ton	0	0	0
E cess (2% on duty) USD per ton	0	0	0
Exchange rate	52.969	52.969	52.969
Landed cost without customs duty in INR per ton	63342	63880	61957
Customs duty %	0%	0%	0%
Base import price	580	580	580
Fixed exchange rate by customs department	49.40	49.40	49.40
Duty component in INR per ton	0	0	0
Clearing charges INR per ton	353	353	353
Brokerage INR per ton	83	83	83
Total landed cost INR per ton	63778	64316	62393
Domestic Market price INR per ton Soy Degum Kandla	61800	61800	61800
Total landed cost USD per ton	1204	1214	1178
Domestic Market price USD per ton Soy Degum Kandla	1167	1167	1167
Parity INR/MT (Domestic - Landed)	-1978	-2516	-593
Parity USD/MT (Domestic - Landed)	-37.35	-47.51	-11.20
Source: Agriwatch/ Reuters , Argentina prices - Ministry of Agriculture			



* Seasonality based on 2009-2011 data averages for CPO Malaysia and 2010-11 data averages for CSO Argentina.

Outlook:-

Import parity for crude soy oil from Argentina is hovering in negative territory due to higher international prices as compared to domestic prices. We expect import parity to be in the negative side in the coming weeks. On the other side, disparity in CPO import has narrow and expect to further narrow in the coming weeks.

Technical Analysis (Spot Market Weekly Charts)
SOYOIL REFINED (INDORE Rs/10 Kg Inclusive VAT)


- ❖ Domestic soy oil prices traded with firm note during the week. We expect RSO Indore prices likely to trade with a steady to firm in the coming days.
- ❖ Breaching the immediate zone of 650-655, prices shall test 640-645 zones in medium term. RSI is in between oversold zone and we observed no indication of divergence in the prices with oscillators.
- ❖ Expected price band for next week is 663-705 level in near to medium term.

Strategy: Market Participants can buy Ref. soy oil (INDORE Rs/10 Kg with VAT) in cash markets at 663-668 for a target of 700-705.

Support and Resistance				
S2	S1	PCP	R1	R2
640.00	648.00	687.75	720.00	730.00

Technical Analysis (Spot Market Weekly Charts)


- ❖ Candlesticks depict range bound movement with slight gains in the CPO prices during the week. Prices may trade sideways to firm tone in the coming week.
- ❖ Rs 405 per 10 Kg levels could act as an immediate support; meanwhile we expect prices to stay in the range of 405-425 level in near term. However, breaching 405 levels prices may touch the 395-400 levels in the coming days.
- ❖ RSI is in neutral zone and stayed in tandem with the prices with no indication of any convergence/divergence.

Strategy: Market Participants can buy crude palm oil Kandla 5% in cash markets at 410-414 level for the target of 425-428.

Support and Resistance				
S2	S1	PCP	R1	R2
395	408	419	434	442

Technical Analysis (Futures)


Outlook – Prices are likely to trade with a steady to firm tone in the days ahead. Investors are advised to buy refined soy oil (Nov. contract).

- ❖ Weekly chart of refined soy oil at NCDEX featured gains. We expect sideways to firm movement in the RSO Nov contract in the coming week.
- ❖ Any close below 654 in weekly chart shall change the sentiments and might take the prices to a bearish phase.
- ❖ Expected price band for next week is 662-690 level in near to medium term. RSI is in between neutral and oversold zone and shows no evidence of divergence with the ref. soy oil prices.

Strategy: Market participants are advised to go long in RSO in the range of 662-666 for a target of 685 and 690 with a stop loss at 654 on closing basis.

RSO NCDEX (Nov)

Support and Resistance				
S2	S1	PCP	R1	R2
635.00	646.00	678.75	705.00	715.00

Technical Analysis (Futures)
CPO (Crude Palm Oil Nov. Contract)


Outlook - Prices may trade with a steady tone in the coming days. Investors are advised to buy MCX CPO Nov contract.

- ❖ Candlestick Weekly chart of crude palm oil at MCX depicts losses. We expect prices may trade with a steady to firm bias in near term.
- ❖ Any close below 417.50 in weekly chart shall change the sentiments and might bring the prices to a bearish phase.
- ❖ Expected price band for next week is 406-424 level in near to medium term. RSI is in neutral zone and shows no evidence of divergence in line with the CPO prices.

Strategy: Market participants are advised to go long in CPO in the range of 422-425 for a target of 434 and 436 with a stop loss at 417.50 on closing basis.

CPO MCX (Nov)

Support and Resistance				
S2	S1	PCP	R1	R2
408.00	415.00	433.20	448.00	454.00

Commodity	Centre	Prices(Per 10 Kg)		Change
		26-10-2012	19.10.2012	
Refined Soybean Oil	Kota(Loose)	700	680	20
	Rajkot (Loose)	680	640	40
	Jaipur (Loose)	-	670	-
	Hyderabad+ VAT	-	-	-
	Delhi (Loose)	-	-	-
	Kakinada	-	-	-
	Mumbai +VAT	685	671	14
	Indore	680	645	35
	Soy Degum Mumbai+VAT	660	630	30
	SoyDegum Kandla/Mundra+VAT	660	630	30
	Haldiya Port (Loose)	706	696	10
	Akola (Loose)	709	694	15
	Amrawati (Loose)	709	694	15
	Jalna	705	690	15
	Nagpur	715	700	15
Palm Oil	Chennai.RBD.Palmolein.(Loose)	520	515	5
	Hyd. RBD Palmolein VAT	-	-	-
	Delhi RBD Palmolein (Loose)	-	-	-
	Kandla CPO (5%FFA)	432	419	13
	Kakinada.RBD.Palmolein(Loose)	506	501	5
	Mumbai RBD Pamolein+ VAT	530	518	12
	Kandla RBD Palmolein +VAT	510	505	5
Refined Sunflower Oil	Mumbai + VAT	735	715	20
	Kandla/Mundra	680	645	35
	Erode (Exp. Oil)+VAT	750	740	10
	Hyderabad Exp +VAT	736	721	15
	Chennai (Loose)	760	755	5
	Bellary (Exp. Oil)+VAT	636	621	15
	Latur (Exp. Oil)+VAT	691	681	10
	Chellakere (Exp. Oil)+VAT	691	671	20
Groundnut Oil	Rajkot (Loose)	1140	1150	-10
	Chennai (Loose)	1080	1080	Unch
	Delhi (Loose)	-	-	-
	Hyderabad Exp +VAT	1051	1104	-53
	Mumbai + VAT	1140	1140	Unch
	Gondal+VAT	-	1150	-

	Jamnagar +VAT	-	1160	-
	Narsarropeth+VAT	951	941	10
	Prodattour+VAT	1001	1001	Unch
Rapeseed Oil	Mumbai (Exp. Oil) +VAT	815	810	5
	Alwar (Expeller Oil)(Loose)	811	811	Unch
	Kota (Expeller Oil) (Loose)	800	790	10
	Jaipur (Expeller Oil) (Loose)	-	810	-
	Delhi (Exp. Oil) (Loose)	829	829	Unch
	SriGangaNagar(ExpOil-Loose)	806	793	13
	Hapur+VAT	-	856	-
	Kolkata	-	-	-
	Agra (Kacchi Ghani Oil) +VAT	877	855	22
Refined Cottonseed Oil	Mumbai +VAT	693	670	23
	Rajkot (Loose)	700	675	25
	Delhi (Loose)	-	-	-
	Hyderabad (Loose)	-	-	-
Sesame Oil	Delhi	-	-	-
	Mumbai	850	825	25
Coconut Oil	(Crude Rs/10kg) - Kangayan	-	620	-
Kardi	Mumbai	1200	1200	Unch
Rice Bran Oil (40%)	Delhi	-	-	-
Rice Bran Oil (4%)	Punjab	580	580	Unch
Rice Bran Oil (70%)	Delhi	-	-	-
		26.10.2012	19.10.2012	-
Malaysia Palmolein USD/MT	FOB (Nov Shipment)	850	830	20
	CNF (Nov) India	875	840	35
Indonesia/Malaysia CPO USD/MT	FOB (Oct Shipment)	-	755	-
	CNF) (Oct) India	805	785	20
Argentina FOB (\$/MT)		26.10.2012	19.10.2012	Change
Crude Soybean Oil Ship (Oct)		1108	1116	-8
Refined Soy Oil (Bulk) Ship (Oct)		1146	1155	-9
Sunflower Oil Ship (Oct)			-	-
Cottonseed Oil Ship (Oct)		1088	1096	-8
Refined Linseed Oil (Bulk) Ship (Oct)		-	-	-



Disclaimer

The information and opinions contained in the document have been compiled from sources believed to be reliable. The company does not warrant its accuracy, completeness and correctness. Use of data and information contained in this report is at your own risk. This document is not, and should not be construed as, an offer to sell or solicitation to buy any commodities. This document may not be reproduced, distributed or published, in whole or in part, by any recipient hereof for any purpose without prior permission from the Company. IASL and its affiliates and/or their officers, directors and employees may have positions in any commodities mentioned in this document (or in any related investment) and may from time to time add to or dispose of any such commodities (or investment). Please see the detailed disclaimer at <http://www.agriwatch.com/Disclaimer.php> © 2005 Indian Agribusiness Systems Pvt Ltd.