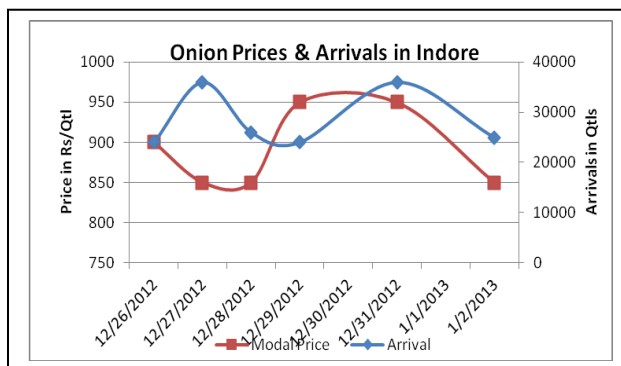
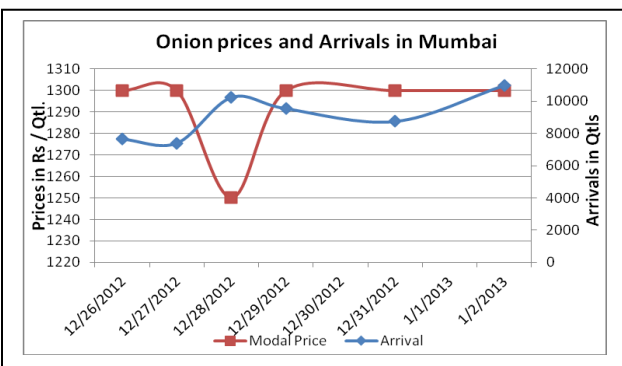
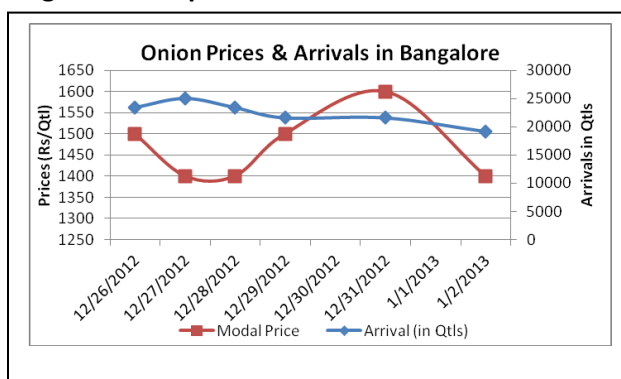
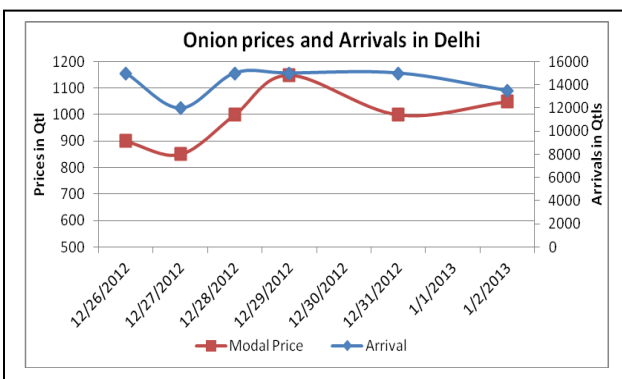


Onion Fundamentals:

- Wholesale prices of onion in major markets are hovering in the range of Rs. 1000-1500/Qtl from last few days and in retail market onion is available in the range of Rs. 17-24/Kg.
- Kharif onion is arriving in Maharashtra markets and late kharif crop is expected to arrive from Jan end.
- Arrivals in Bangalore mandi is good and daily 20000-25000 qtl are arriving in the market.
- In Azadpur mandi of Delhi, onions are coming from Nasik, Rajasthan and Haryana region. Nasik side onion is fetching higher price and selling at 1500-1700/Qtl.
- Transplanting of Rabi onion in Maharashtra could start from mid of January. Acreage under Rabi crop could be down this year due to shortage of water. Picture will be clearer after transplanting of crop.

Onion Prices & Arrivals in Producing & Consumption Centers



(Source: AGRWATCH)

Onion Prices & Arrivals in Major Mandis as on 31/12/2012

Mandi	Lasalgaon	Pimpalgaon	Pune	Mumbai	Indore	Bangalore	Belgaum
Price (in Qtl)	1450-1500	1150-1225	1200-1400	1000-1600	500-1200	1200-1500	500-1600
Arrivals (in Qtl)	21000	19500	7000	10080	30000	20800	4000

Onion Prices & Arrivals in Major Mandis as on 02/12/2012

Mandi	Lasalgaon	Pimpalgaon	Pune	Mumbai	Indore	Bangalore	Belgaum
Price (in Qtl)	1450-1500	1100-1250	800-1400	1100-1500	500-1200	1200-1600	500-1600
Arrivals (in Qtl)	21000	24000	7000	11000	25000	19200	4000

(Source: AGRWATCH)

Onion Prices in major markets – Wholesale vs. Retail as on 3rd January 2012

Centre	Wholesale Prices (Rs/ qtl)	Retail Price (Rs/ kg)	Centre	Wholesale Prices (Rs/ qtl)	Retail Price (Rs/ kg)
NORTH ZONE			EAST ZONE		
CHANDIGARH	1300	14	PATNA	NR	18
DELHI	1075	23	BHAGALPUR	NR	NR
HISAR	1800	20	RANCHI	NR	NR
KARNAL	1500	18	BHUBANESHWAR	1750	20
SHIMLA	NR	NR	CUTTACK	1800	22
MANDI	1500	17	SAMBALPUR	1500	18
SRINAGAR	NR	20	KOLKATA	1600	20
JAMMU	1550	18	SILIGURI	1500	18
AMRITSAR	1800	20	NORTH-EAST ZONE		
LUDHIANA	NR	NR	ITANAGAR	NR	NR
BATHINDA	1100	16	GUWAHATI	1600	24
LUCKNOW	1400	18	SHILLONG	NR	NR
KANPUR	1800	20	AIZWAL	NR	NR
VARANASI	1800	20	DIMAPUR	NR	NR
AGRA	1200	15	AGARTALA	2300	NR
DEHRADUN	1500	21	SOUTH ZONE		
WEST ZONE			PORT BLAIR	3050	36
RAIPUR	1300	15	HYDERABAD	1800	20
PANAJI	NR	NR	VIJAYWADA	1750	19
AHMEDABAD	800	12	BENGALURU	2000	22
RAJKOT	1355	15	DHARWAD	NR	23
BHOPAL	1000	12	T.PURAM	4000	43
INDORE	950	14	ERNAKULAM	4900	53
GWALIOR	NR	NR	KOZHIKODE	4200	50
JABALPUR	NR	15	PUDUCHERRY	1700	18
MUMBAI	1300	18	CHENNAI	1200	16
NAGPUR	955	18	DINDIGUL	1700	20
JAIPUR	1000	18	THIRUCHIRAPALLI	1400	16

(Source: State Civil Supplies Dept)

Disclaimer

The information contained in this document has been compiled by Agriwatch from sources believed to be reliable, such as NHB, Agmarknet, etc. and directly from traders in mandis. However, users of this data are requested to use the information with due caution and crosscheck with other sources. This document is not, and should not be construed as an offer to sell or buy any commodities. This document may not be reproduced, distributed or published without the express consent of SFAC