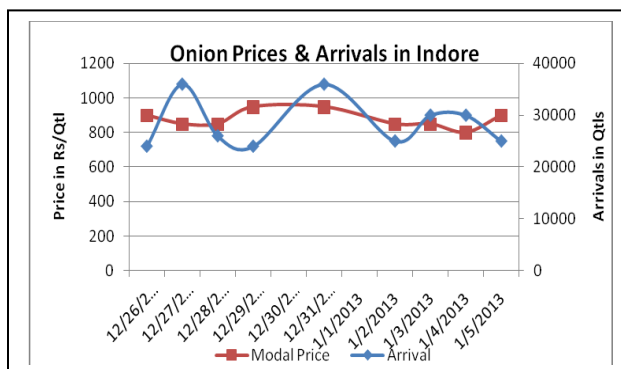
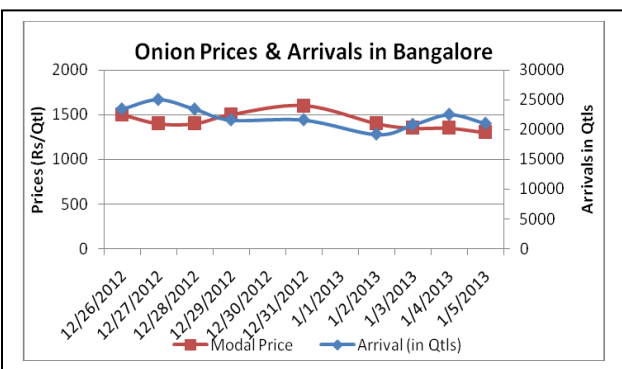
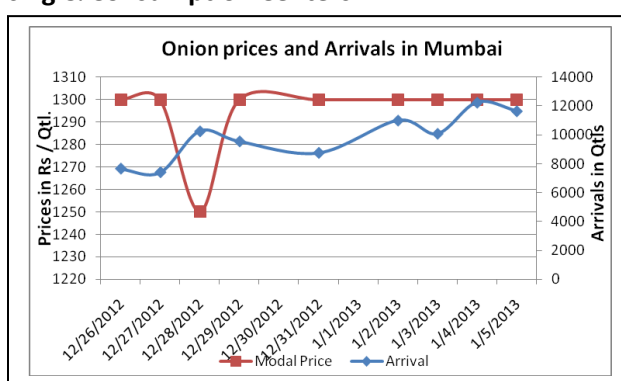
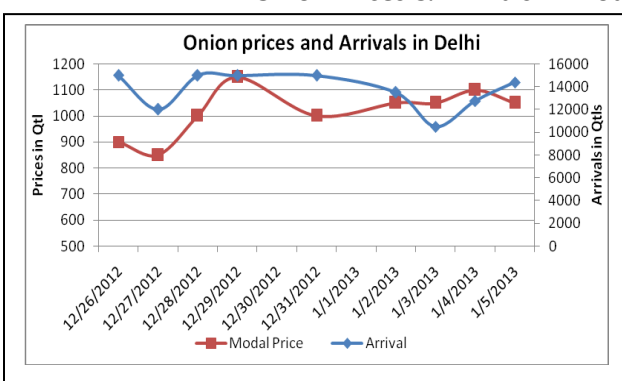


Onion Fundamentals:

- As per initial estimate, acreage under Rabi onion in Maharashtra could be down by 30-40% due to shortage of water.
- National Council of Applied Economic Research (NCEAR) has estimated a 20 percent drop in onion output for 2012-13.
- As per news reports, Maharashtra State Agriculture Marketing Board (MSAMB) has estimated that area under onion cultivation in the state could fell from 3.87 lakh hectare in 2011-12 to 1.89 lakh hectare in 2012-13.
- In this scenario, prices are not expected to come down in near future and are expected to rule near Rs. 1000 in producing regions and retail prices will hover around Rs. 15-20/Kg.

Onion Prices & Arrivals in Producing & Consumption Centers



(Source: AGRIWATCH)

Onion Prices & Arrivals in Major Mandis as on 05/01/2013

Mandi	Lasalgaon	Pimpalgaon	Pune	Mumbai	Indore	Bangalore	Belgaum
Price (in Qtl)	1100-1150	-	-	1100-1400	500-1300	1200-1400	700-1600
Arrivals (in Qtl)	15000	-	-	11650	25000	21000	4309

Onion Prices & Arrivals in Major Mandis as on 04/01/2013

Mandi	Lasalgaon	Pimpalgaon	Pune	Mumbai	Indore	Bangalore	Belgaum
Price (in Qtl)	1150-1250	1150-1250	1200-1400	1000-1500	500-1100	1200-1500	500-1600
Arrivals (in Qtl)	17500	12500	8000	12250	30000	22500	4000

(Source: AGRIWATCH)

Onion Prices in major markets – Wholesale vs. Retail as on 4th January 2013

Centre	Wholesale Prices (Rs/ qtl)	Retail Price (Rs/ kg)	Centre	Wholesale Prices (Rs/ qtl)	Retail Price (Rs/ kg)
NORTH ZONE			EAST ZONE		
CHANDIGARH	1300	14	PATNA	NR	18
DELHI	1075	23	BHAGALPUR	NR	NR
HISAR	1800	20	RANCHI	NR	NR
KARNAL	1500	18	BHUBANESHWAR	1700	20
SHIMLA	NR	NR	CUTTACK	1650	20
MANDI	1500	17	SAMBALPUR	1500	18
SRINAGAR	NR	20	KOLKATA	1600	20
JAMMU	1550	20	SILIGURI	1700	22
AMRITSAR	1800	22	NORTH-EAST ZONE		
LUDHIANA	2000	25	ITANAGAR	NR	NR
BATHINDA	1200	18	GUWAHATI	NR	20
LUCKNOW	1400	18	SHILLONG	2400	26
KANPUR	1800	20	AIZWAL	NR	30
VARANASI	1800	20	DIMAPUR	2300	30
AGRA	1200	15	AGARTALA	2050	24
DEHRADUN	1600	22	SOUTH ZONE		
WEST ZONE			PORT BLAIR	3050	36
RAIPUR	1300	15	HYDERABAD	1800	20
PANAJI	NR	NR	VIJAYWADA	1783	20
AHMEDABAD	800	12	BENGALURU	2000	22
RAJKOT	1250	14	DHARWAD	NR	23
BHOPAL	1000	12	T.PURAM	4000	43
INDORE	950	14	ERNAKULAM	4900	53
GWALIOR	NR	15	KOZHIKODE	4200	50
JABALPUR	NR	15	PUDUCHERRY	1800	20
MUMBAI	1300	18	CHENNAI	1200	16
NAGPUR	955	18	DINDIGUL	1700	20
JAIPUR	1000	18	THIRUCHIRAPALLI	1400	16

(Source: State Civil Supplies Dept)

Disclaimer

The information contained in this document has been compiled by Agriwatch from sources believed to be reliable, such as NHB, Agmarknet, etc. and directly from traders in mandis. However, users of this data are requested to use the information with due caution and crosscheck with other sources. This document is not, and should not be construed as an offer to sell or buy any commodities. This document may not be reproduced, distributed or published without the express consent of SFAC