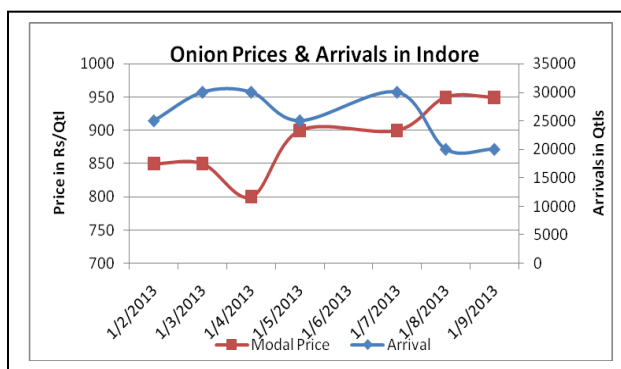
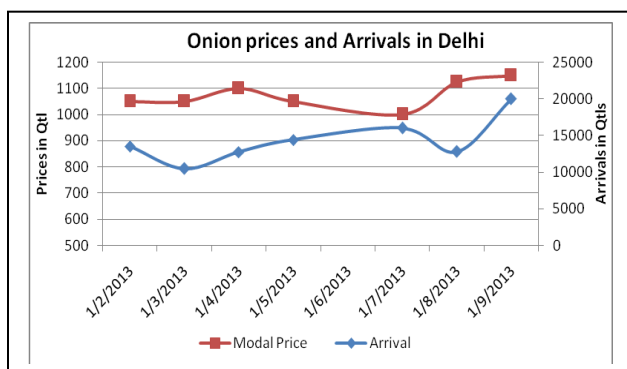
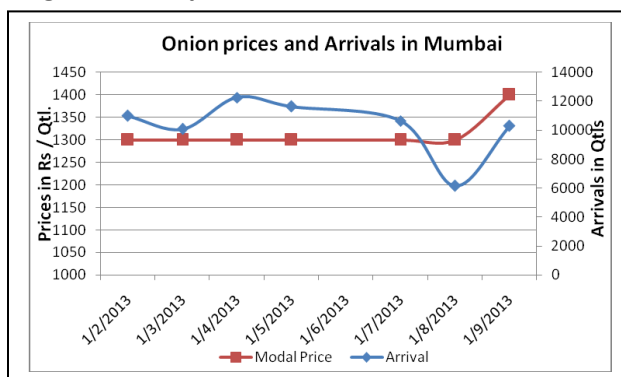
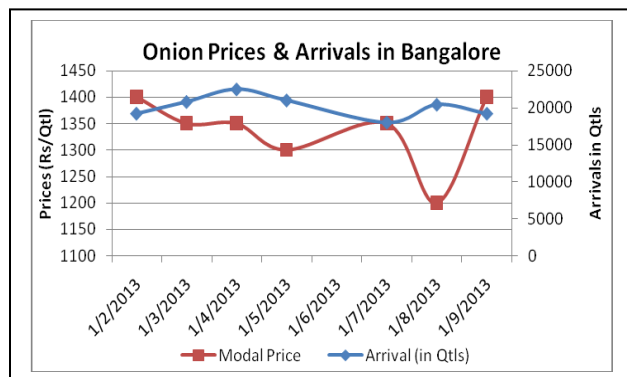


### Onion Fundamentals:

- Onion arrivals in Sholapur of Maharashtra are good and mainly going to Karnataka region. Sowing of onion is done here as per water availability and most of the onion is planted during Sep to Nov month. Hardly 20-25% of farmers go for Rabi season as water availability is low.
- Onion prices in different markets are stable amid adequate supply from producing region. At present, Kharif crop and late kharif onion is coming in the markets.
- Wholesale prices have increased by 50-100/Qtl in cities like Bangalore, Mumbai and Delhi etc.
- Retail prices in different markets are hovering in the range of Rs. 15-25/Kg.

### Onion Prices & Arrivals in Producing & Consumption Centers



(Source: AGRIWATCH)

### Onion Prices & Arrivals in Major Mandis as on 09/01/2013

Mandi	Lasalgaon	Pimpalgaon	Pune	Mumbai	Indore	Bangalore	Belgaum
Price (in Qtl)	1250-1310	1250-1300	1300	1200-1600	500-1400	1200-1600	600-1500
Arrivals (in Qtl)	11875	16250	7000	10300	20000	19200	3878

### Onion Prices & Arrivals in Major Mandis as on 08/01/2013

Mandi	Lasalgaon	Pimpalgaon	Pune	Mumbai	Indore	Bangalore	Belgaum
Price (in Qtl)	1300	1250-1350	1200-1400	1100-1500	500-1400	800-1600	700-1600
Arrivals (in Qtl)	14375	18750	7000	6150	20000	20423	1130

(Source: AGRIWATCH)

## Onion Prices in major markets – Wholesale vs. Retail as on 9th January 2013

Centre	Wholesale Prices (Rs/ qtl)	Retail Price (Rs/ kg)	Centre	Wholesale Prices (Rs/ qtl)	Retail Price (Rs/ kg)
<b>NORTH ZONE</b>			<b>EAST ZONE</b>		
CHANDIGARH	1300	14	PATNA	1600	18
DELHI	950	22	BHAGALPUR	1600	18
HISAR	1800	20	RANCHI	NR	NR
KARNAL	1600	20	BHUBANESHWAR	1650	20
SHIMLA	NR	22	CUTTACK	1600	19
MANDI	1500	17	SAMBALPUR	1500	18
SRINAGAR	NR	20	KOLKATA	1600	20
JAMMU	1600	20	SILIGURI	NR	20
AMRITSAR	1800	22	<b>NORTH-EAST ZONE</b>		
LUDHIANA	2000	25	ITANAGAR	NR	NR
BATHINDA	1100	18	GUWAHATI	NR	22
LUCKNOW	1400	18	SHILLONG	2400	26
KANPUR	1800	20	AIZWAL	NR	NR
VARANASI	1800	20	DIMAPUR	2300	30
AGRA	900	12	AGARTALA	2050	24
DEHRADUN	1600	22	<b>SOUTH ZONE</b>		
<b>WEST ZONE</b>			PORT BLAIR	NR	34
RAIPUR	1300	15	HYDERABAD	1600	20
PANAJI	NR	NR	VIJAYWADA	1767	17
AHMEDABAD	800	12	BENGALURU	2000	20
RAJKOT	1200	14	DHARWAD	2050	23
BHOPAL	1000	12	T.PURAM	NR	NR
INDORE	950	14	ERNAKULAM	NR	NR
GWALIOR	NR	20	KOZHIKODE	NR	NR
JABALPUR	1600	18	PUDUCHERRY	1800	20
MUMBAI	1250	16	CHENNAI	1200	16
NAGPUR	955	18	DINDIGUL	1600	18
JAIPUR	1000	18	THIRUCHIRAPALLI	1400	16

(Source: State Civil Supplies Dept)

## Disclaimer

The information contained in this document has been compiled by Agriwatch from sources believed to be reliable, such as NHB, Agmarknet, etc. and directly from traders in mandis. However, users of this data are requested to use the information with due caution and crosscheck with other sources. This document is not, and should not be construed as an offer to sell or buy any commodities. This document may not be reproduced, distributed or published without the express consent of SFAC