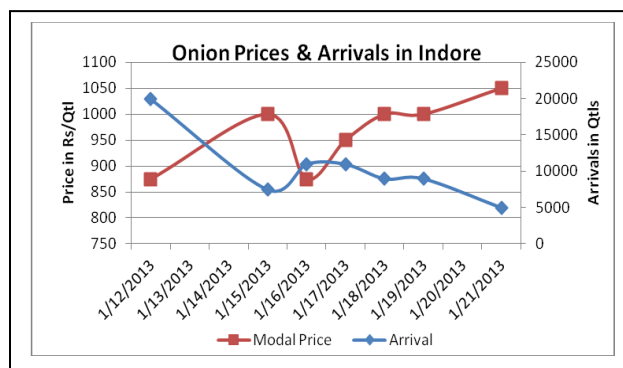
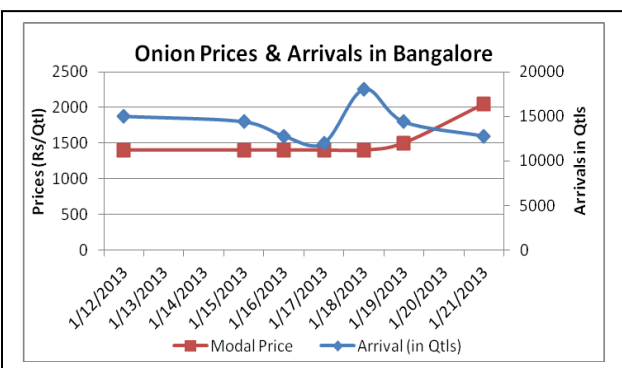
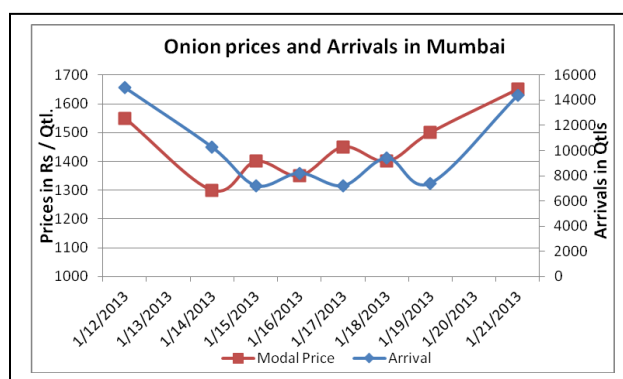
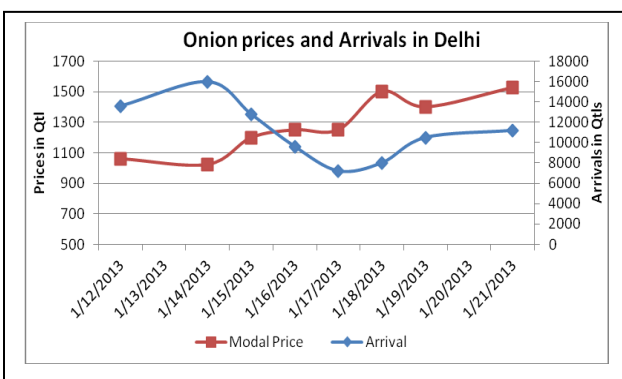


Onion Fundamentals:

- In M.P, transplantation for Rabi crop is 40% done and rest 60% is expected to get over by 15 February. According to trade sources, Rabi crop area is expected to be 20% less compared to previous year's area.
- In Gujarat, Rabi crop sowing is expected to be 40-50% less compared to previous year's area. According to trade sources, 15-20% transplantation is already completed and rest to be covered in couple of days.
- Export demand is also good despite Pakistan offering its produce at a competitive price. Malaysia and Sri Lanka are buying Indian onions offering better prices.
- According to trade sources in Bihar onion area for Rabi crop is expected to be marginally more than last year area of 53800 hectares.

Onion wholesale Prices & Arrivals in Producing & Consumption Centers



(Source: AGRIWATCH)

Onion Prices & Arrivals in Major Mandis as on 21/01/2013

Mandi	Lasalgaon	Pimpalgaon	Pune	Mumbai	Indore	Bangalore	Belgaum
Price (in Qtl)	1600-1650	1700-1800	2000	1400-1900	500-1600	1700-2400	500-1700
Arrivals (in Qtl)	12500	11250	7000	14400	5000	12800	4000

Onion Prices & Arrivals in Major Mandis as on 19/01/2013

Mandi	Lasalgaon	Pimpalgaon	Pune	Mumbai	Indore	Bangalore	Belgaum
Price (in Qtl)	Close	Close	Close	1300-1700	500-1500	1100-1900	500-1700
Arrivals (in Qtl)	Close	Close	Close	7400	9000	14400	4000

(Source: AGRIWATCH)

Onion Prices in major markets – Wholesale vs. Retail as on 21st January 2013

Centre	Wholesale Prices (Rs/ qtl)	Retail Price (Rs/ kg)	Centre	Wholesale Prices (Rs/ qtl)	Retail Price (Rs/ kg)
NORTH ZONE			EAST ZONE		
CHANDIGARH	NR	NR	PATNA	NR	NR
DELHI	1075	22	BHAGALPUR	NR	NR
HISAR	NR	NR	RANCHI	NR	NR
KARNAL	NR	NR	BHUBANESHWAR	NR	NR
SHIMLA	NR	NR	CUTTACK	NR	NR
MANDI	NR	NR	SAMBALPUR	NR	NR
SRINAGAR	NR	NR	KOLKATA	1600	20
JAMMU	NR	NR	SILIGURI	1500	20
AMRITSAR	1800	22	NORTH-EAST ZONE		
LUDHIANA	NR	NR	ITANAGAR	1900	25
BATHINDA	NR	NR	GUWAHATI	NR	22
LUCKNOW	1500	20	SHILLONG	2400	26
KANPUR	1800	20	AIZWAL	NR	NR
VARANASI	1800	20	DIMAPUR	2300	30
AGRA	900	12	AGARTALA	2050	24
DEHRADUN	NR	NR	SOUTH ZONE		
WEST ZONE			PORT BLAIR	2950	34
RAIPUR	1300	15	HYDERABAD	1600	18
PANAJI	NR	NR	VIJAYWADA	1600	18
AHMEDABAD	800	12	BENGALURU	1900	21
RAJKOT	1350	16	DHARWAD	2000	21
BHOPAL	1000	12	T.PURAM	4000	43
INDORE	1100	15	ERNAKULAM	4200	43
GWALIOR	NR	NR	KOZHIKODE	4000	46
JABALPUR	1600	18	PUDUCHERRY	1800	20
MUMBAI	1450	22	CHENNAI	1200	16
NAGPUR	990	18	DINDIGUL	1500	17
				1400	16
JAIPUR	NR	NR	THIRUCHIRAPALLI		

(Source: State Civil Supplies Dept)

Disclaimer

The information contained in this document has been compiled by Agriwatch from sources believed to be reliable, such as NHB, Agmarknet, etc. and directly from traders in mandis. However, users of this data are requested to use the information with due caution and crosscheck with other sources. This document is not, and should not be construed as an offer to sell or buy any commodities. This document may not be reproduced, distributed or published without the express consent of SFAC