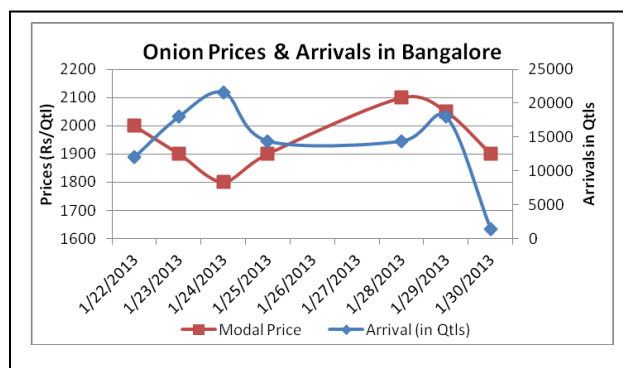
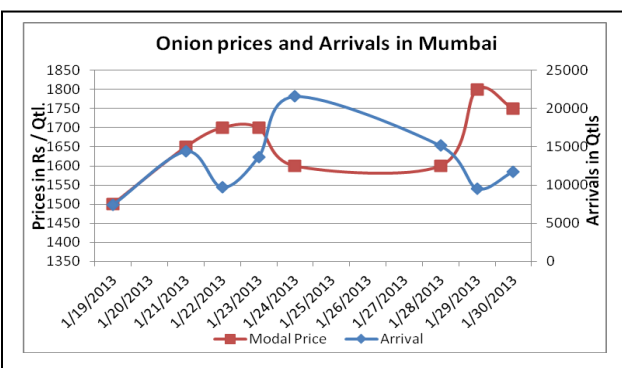
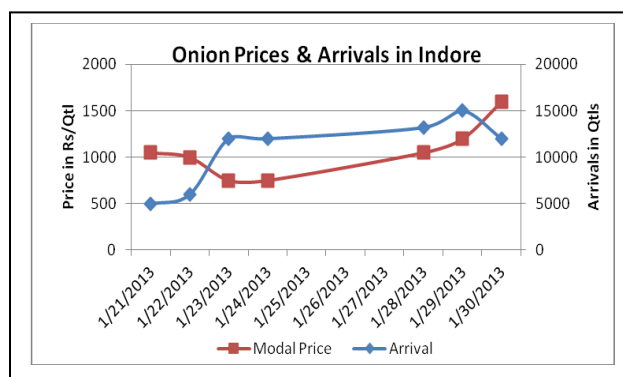
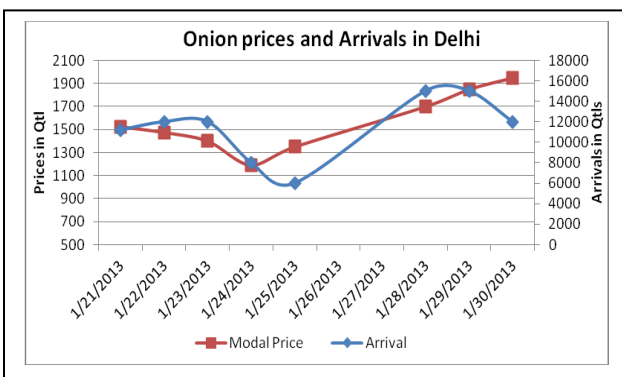


### Onion Fundamentals:

- In Maharashtra, prices of onion are hovering around Rs 1450/ quintal compared to previous year's Rs 365 / quintal at same time. Prices are approximately 3 times higher than last year and expected to drop down only after arrival of Rabi crop.
- Maharashtra which is the major producing region of Onion and contributes approximately 38% to the total arrival in the country. Arrivals are low this year in all the major markets like Lasalgaon, Pimpalgaon and Nasik. Prices have touched a high of Rs 1700 to 2100 in last 2-3 days.
- In North East region, maximum retail prices are in Dimapur and Aizwal at Rs 3000/ quintal whereas in Shillong and Guwahati prices are hovering at Rs 2600 and Rs 2200/ quintal.

### Onion wholesale Prices & Arrivals in Producing & Consumption Centers



(Source: AGRIWATCH)

### Onion Prices & Arrivals in Major Mandis as on 30/01/2013

Mandi	Lasalgaon	Pimpalgaon	Pune	Mumbai	Indore	Bangalore	Belgaum
Price (in Qtl)	1800-2300	1600-2200	1800-2200	1600-1900	1000-2200	1600-2200	1000-2300
Arrivals (in Qtl)	15000	11000	13200	11750	12000	14000	4000

### Onion Prices & Arrivals in Major Mandis as on 29/01/2013

Mandi	Lasalgaon	Pimpalgaon	Pune	Mumbai	Indore	Bangalore	Belgaum
Price (in Qtl)	1800-1900	1400-1800	1600-1900	1600-2000	700-1700	1800-2300	Close
Arrivals (in Qtl)	12000	12500	10500	9550	15000	18000	Close

(Source: AGRIWATCH)

Onion Prices in major markets – Wholesale vs. Retail as on 30<sup>th</sup> January 2013

Centre	Wholesale Prices (Rs/ qtl)	Retail Price (Rs/ kg)	Centre	Wholesale Prices (Rs/ qtl)	Retail Price (Rs/ kg)
<b>NORTH ZONE</b>			<b>EAST ZONE</b>		
CHANDIGARH	1600	20	PATNA	1600	18
DELHI	1438	28	BHAGALPUR	1200	14
HISAR	1800	20	RANCHI	NR	NR
KARNAL	1900	23	BHUBANESHWAR	2200	24
SHIMLA	NR	NR	CUTTACK	2100	24
MANDI	2000	22	SAMBALPUR	2200	24
SRINAGAR	NR	NR	KOLKATA	1800	24
JAMMU	1900	25	SILIGURI	2100	24
AMRITSAR	NR	24	<b>NORTH-EAST ZONE</b>		
LUDHIANA	NR	NR	ITANAGAR	NR	NR
BATHINDA	1400	21	GUWAHATI	NR	22
LUCKNOW	1500	20	SHILLONG	2400	26
KANPUR	2200	24	AIZWAL	NR	30
VARANASI	1800	20	DIMAPUR	2600	30
AGRA	1500	20	AGARTALA	NR	NR
DEHRADUN	NR	NR	<b>SOUTH ZONE</b>		
<b>WEST ZONE</b>			PORT BLAIR	NR	NR
RAIPUR	1300	15	HYDERABAD	2200	24
PANAJI	NR	NR	VIJAYWADA	2133	23
AHMEDABAD	1000	14	BENGALURU	2500	27
RAJKOT	1750	19	DHARWAD	2050	21
BHOPAL	1000	12	T.PURAM	4000	43
INDORE	NR	NR	ERNAKULAM	3700	40
GWALIOR	2600	28	KOZHIKODE	4000	46
JABALPUR	1800	20	PUDUCHERRY	1900	20
MUMBAI	1800	30	CHENNAI	1800	23
NAGPUR	1117	21	DINDIGUL	1500	17
JAIPUR	1200	20	THIRUCHIRAPALLI	1600	18
JODHPUR	900	12			
KOTA	1000	11			

(Source: State Civil Supplies Dept)

## Disclaimer

The information contained in this document has been compiled by Agriwatch from sources believed to be reliable, such as NHB, Agmarknet, etc. and directly from traders in mandis. However, users of this data are requested to use the information with due caution and crosscheck with other sources. This document is not, and should not be construed as an offer to sell or buy any commodities. This document may not be reproduced, distributed or published without the express consent of SFAC