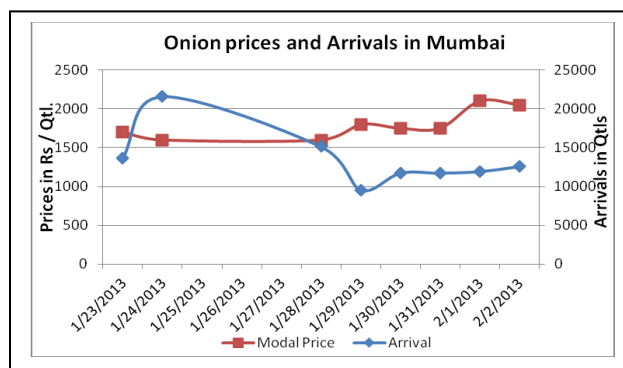
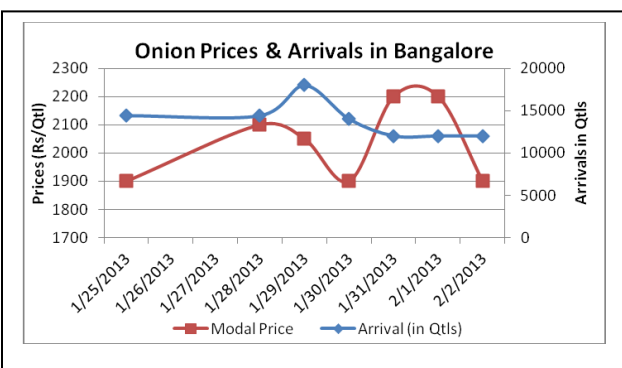
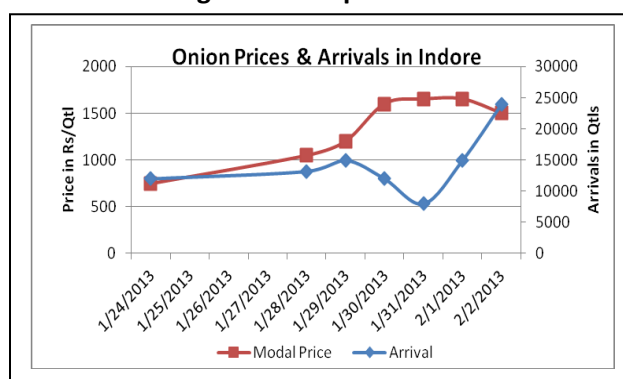
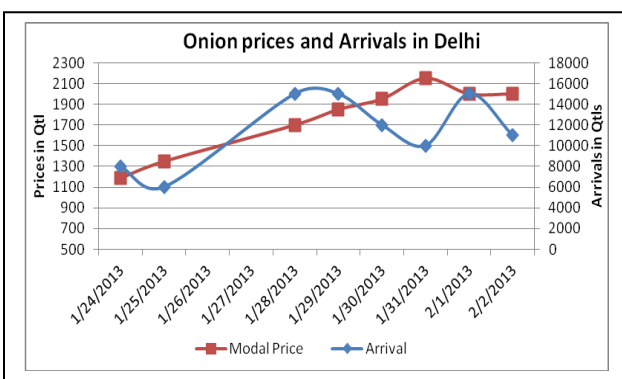


Onion Fundamentals:

- According to sources, Delhi might get cheaper onions as National Consumer Cooperative Federation (NCCF) would distribute cheaper onions through Kendriya Bhandar mobile vans.
- According to trade sources, senior government officials today held another round of meeting to discuss measures to control the spike in prices including re-imposition of the Minimum Export Price (MEP) on outbound shipments of onions.
- According to trade sources in Maharashtra, prices of onion are almost five folds compared to previous year because of less production in major producing regions and other regions is that traders are hoarding onions which is resulting into high prices.
- In Guwahati, prices of onion in retail market are hovering in the range of Rs 2200/ quintal which is approximately 25% higher compared to corresponding previous year at Rs 1800/ quintal.

Onion wholesale Prices & Arrivals in Producing & Consumption Centers



(Source: AGRIWATCH)

Onion Prices & Arrivals in Major Mandis as on 2/02/2013

Mandi	Lasalgaon	Pimpalgaon	Pune	Mumbai	Indore	Bangalore	Belgaum
Price (in Qtl)	Close	Close	Close	1800-2300	1000-2000	1500-2300	1400-2100
Arrivals (in Qtl)	Close	Close	Close	12600	24000	12000	9000

Onion Prices & Arrivals in Major Mandis as on 1/02/2013

Mandi	Lasalgaon	Pimpalgaon	Pune	Mumbai	Indore	Bangalore	Belgaum
Price (in Qtl)	1700-2100	1900-2300	1600-2200	1800-2500	1000-2300	1800-2600	1000-2300
Arrivals (in Qtl)	16000	13750	25000	11950	15000	12000	4000

(Source: AGRIWATCH)

Onion Prices in major markets – Wholesale vs. Retail as on 2nd Feb 2013

Centre	Wholesale Prices (Rs/ qtl)	Retail Price (Rs/ kg)	Centre	Wholesale Prices (Rs/ qtl)	Retail Price (Rs/ kg)
NORTH ZONE			EAST ZONE		
CHANDIGARH	1800	22	PATNA	NR	NR
DELHI	1750	31	BHAGALPUR	1300	15
HISAR	1800	20	RANCHI	NR	NR
KARNAL	2000	25	BHUBANESHWAR	NR	NR
SHIMLA	2400	30	CUTTACK	NR	NR
MANDI	2350	28	SAMBALPUR	NR	NR
SRINAGAR	NR	NR	KOLKATA	2000	28
JAMMU	NR	NR	SILIGURI	2100	24
AMRITSAR	2200	26	NORTH-EAST ZONE		
LUDHIANA	2000	25	ITANAGAR	2600	30
BATHINDA	1400	21	GUWAHATI	NR	22
LUCKNOW	1500	20	SHILLONG	2400	26
KANPUR	2200	24	AIZWAL	NR	NR
VARANASI	2200	24	DIMAPUR	2600	30
AGRA	1500	20	AGARTALA	2350	27
DEHRADUN	1600	22	SOUTH ZONE		
WEST ZONE			PORT BLAIR	2950	34
RAIPUR	1300	15	HYDERABAD	2000	22
PANAJI	NR	NR	VIJAYWADA	2333	25
AHMEDABAD	1400	20	BENGALURU	2200	24
RAJKOT	1900	20	DHARWAD	2025	21
BHOPAL	1000	12	T.PURAM	4000	43
INDORE	1400	18	ERNAKULAM	3700	40
GWALIOR	2800	30	KOZHIKODE	4000	46
JABALPUR	1800	20	PUDUCHERRY	2200	24
MUMBAI	2250	33	CHENNAI	1800	23
NAGPUR	1200	22	DINDIGUL	1500	19
JAIPUR	NR	NR	THIRUCHIRAPALLI	1600	18
JODHPUR	1000	12			
KOTA	NR	NR			

(Source: State Civil Supplies Dept)

Disclaimer

The information contained in this document has been compiled by Agriwatch from sources believed to be reliable, such as NHB, Agmarknet, etc. and directly from traders in mandis. However, users of this data are requested to use the information with due caution and crosscheck with other sources. This document is not, and should not be construed as an offer to sell or buy any commodities. This document may not be reproduced, distributed or published without the express consent of SFAC