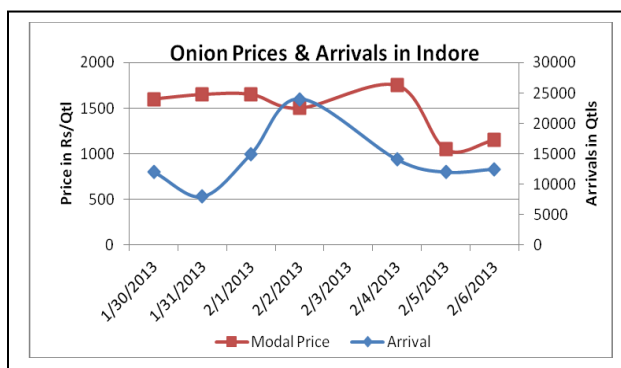
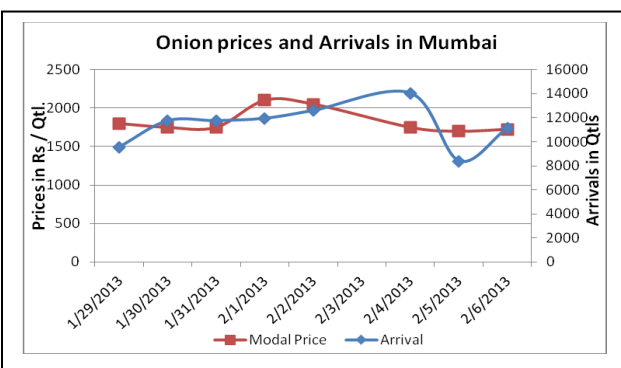
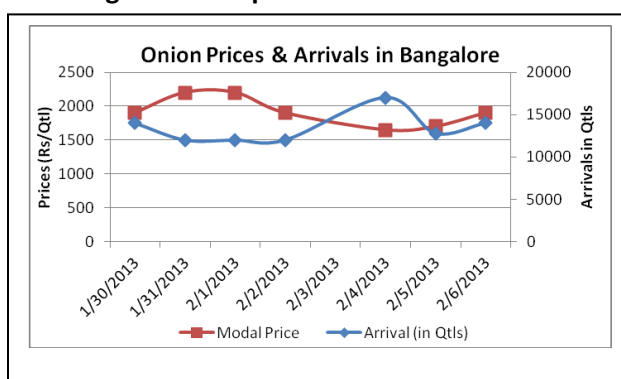
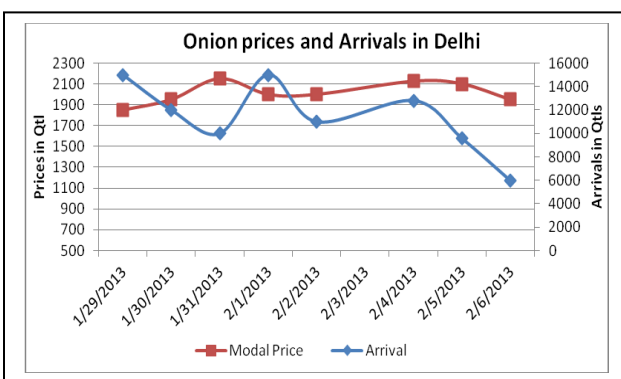


Onion Fundamentals:

- In Hubli (Karnataka) 95% of onion is coming from Maharashtra region whereas rest 5% of onion is coming from local region.
- According to trade sources in Hubli (Karnataka), approximately 60% of crop arriving in market is early harvested crop as farmers are harvesting their crop one month early to encash high prices.
- According to news sources in Kolkata, chief minister has instructed the task force on price rise to stop or reduce export of onions to Bangladesh.
- In Delhi wholesale prices of onion are stable whereas it has come down slightly in Lasalgaon and Pimpalgaon market because of less onion supply towards Delhi as Railway could not provide wagon for onion transportation due to ongoing Kumbh Mela in Allahabad.

Onion wholesale Prices & Arrivals in Producing & Consumption Centers



(Source: AGRIWATCH)

Onion Prices & Arrivals in Major Mandis as on 6/02/2013

Mandi	Lasalgaon	Pimpalgaon	Pune	Mumbai	Indore	Bangalore	Belgaum
Price (in Qtl)	1800-1900	Close	1600-1900	1600-1850	500-1800	1600-2200	1600-2000
Arrivals (in Qtl)	9000	Close	18000	11150	12500	14000	6000

Onion Prices & Arrivals in Major Mandis as on 5/02/2013

Mandi	Lasalgaon	Pimpalgaon	Pune	Mumbai	Indore	Bangalore	Belgaum
Price (in Qtl)	1850-1900	1600-1700	1400-1800	1500-1900	500-1600	1400-2000	1400-2100
Arrivals (in Qtl)	11875	12500	24000	8400	12000	12800	9000

(Source: AGRIWATCH)

Onion Prices in major markets – Wholesale vs. Retail as on 6th Feb 2013

Centre	Wholesale Prices (Rs/ qtl)	Retail Price (Rs/ kg)	Centre	Wholesale Prices (Rs/ qtl)	Retail Price (Rs/ kg)
NORTH ZONE			EAST ZONE		
CHANDIGARH	1800	22	PATNA	1600	18
DELHI	1600	31	BHAGALPUR	1000	12
HISAR	1800	20	RANCHI	NR	30
KARNAL	2100	26	BHUBANESHWAR	2250	26
SHIMLA	2400	30	CUTTACK	2400	28
MANDI	2350	28	SAMBALPUR	2500	28
SRINAGAR	NR	NR	KOLKATA	2200	28
JAMMU	1900	26	SILIGURI	2400	28
AMRITSAR	2200	26	NORTH-EAST ZONE	0	0
LUDHIANA	3000	35	ITANAGAR	NR	NR
BATHINDA	1600	26	GUWAHATI	NR	NR
LUCKNOW	1800	24	SHILLONG	NR	NR
KANPUR	2200	24	AIZWAL	NR	30
VARANASI	2200	24	DIMAPUR	2600	30
AGRA	2000	25	AGARTALA	2850	32
DEHRADUN	3000	35	SOUTH ZONE	0	0
WEST ZONE			PORT BLAIR	2950	36
RAIPUR	1300	15	HYDERABAD	2400	26
PANAJI	NR	NR	VIJAYWADA	2350	25
AHMEDABAD	1500	22	BENGALURU	2200	24
RAJKOT	1400	16	DHARWAD	2800	29
BHOPAL	2000	22	T.PURAM	4000	43
INDORE	1875	24	ERNAKULAM	3900	41
GWALIOR	2800	30	KOZHIKODE	4000	46
JABALPUR	NR	NR	PUDUCHERRY	2200	24
MUMBAI	1700	27	CHENNAI	2000	24
NAGPUR	1300	23	DINDIGUL	NR	NR
JAIPUR	1400	24	THIRUCHIRAPALLI	1700	19
JODHPUR	NR	NR			
KOTA	1500	20			

(Source: State Civil Supplies Dept)

Disclaimer

The information contained in this document has been compiled by Agriwatch from sources believed to be reliable, such as NHB, Agmarknet, etc. and directly from traders in mandis. However, users of this data are requested to use the information with due caution and crosscheck with other sources. This document is not, and should not be construed as an offer to sell or buy any commodities. This document may not be reproduced, distributed or published without the express consent of SFAC