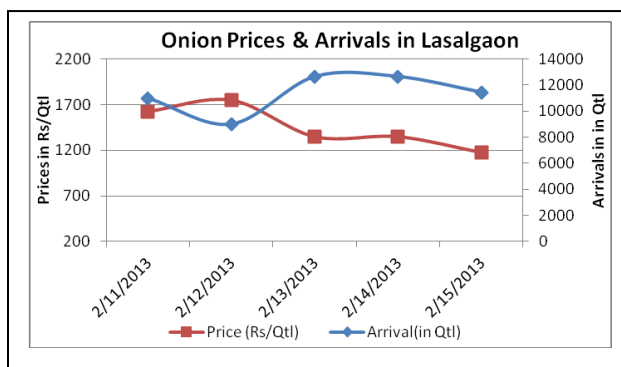
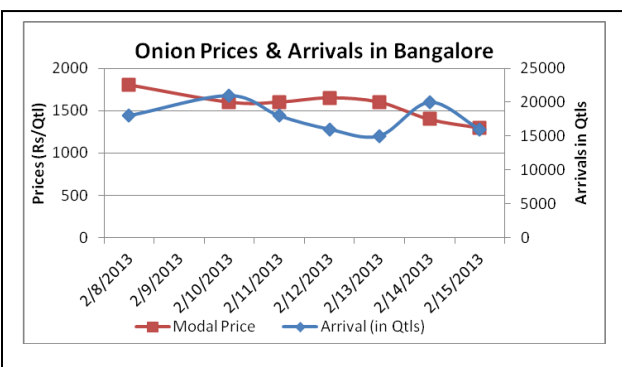
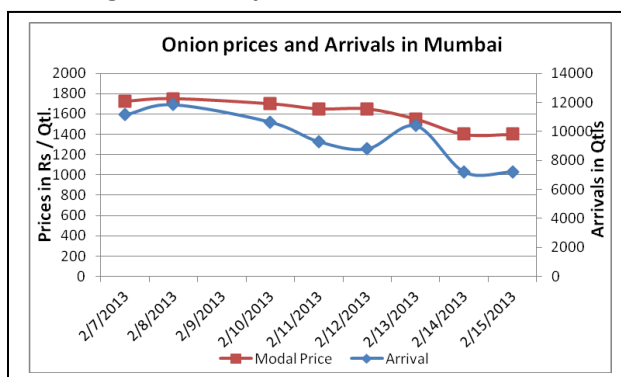
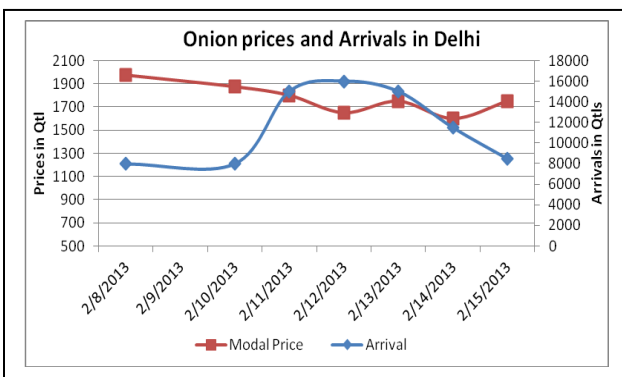


### Onion Fundamentals:

- In Pune, farmers are bringing maximum of their produce in market in fear of further decline in prices. According to trade sources, maximum arrivals of 30000 qtls were in market today in anticipation of low prices ahead.
- In Solapur (Maharashtra), fresh onion from local region was approximately 30% in today's market whereas rest of the onion is arriving in market from other parts of Maharashtra region.
- In Lasalgaon and Pimpalgaon market of Maharashtra region, prices have dropped down as compared to previous week because of increase in arrival from Gujarat and Nadia district of West Benagal. It is expected that Gujarat has good late kharif crop.

### Onion wholesale Prices & Arrivals in Producing & Consumption Centers



(Source: AGRIWATCH)

### Onion Prices & Arrivals in Major Mandis as on 15/02/2013

| Mandi             | Lasalgaon | Pimpalgaon | Bhavnagar | Mumbai    | Indore | Bangalore | Belgaum   |
|-------------------|-----------|------------|-----------|-----------|--------|-----------|-----------|
| Price (in Qtl)    | 1000-1350 | 1150-1350  | 800-1100  | 1200-1600 | Close  | 1200-1400 | 1400-1600 |
| Arrivals (in Qtl) | 11450     | 9000       | 22500     | 7200      | Close  | 16000     | 6500      |

### Onion Prices & Arrivals in Major Mandis as on 14/02/2013

| Mandi             | Lasalgaon | Pimpalgaon | Bhavnagar | Mumbai    | Indore | Bangalore | Belgaum   |
|-------------------|-----------|------------|-----------|-----------|--------|-----------|-----------|
| Price (in Qtl)    | 1100-1600 | 1350-1450  | 800-1050  | 1200-1600 | Close  | 1200-1600 | 1400-1600 |
| Arrivals (in Qtl) | 12650     | 8000       | 34000     | 7200      | Close  | 20000     | 6500      |

(Source: AGRIWATCH)

## Onion Prices in major markets – Wholesale vs. Retail as on 14th Feb 2013

| Centre            | Wholesale Prices (Rs/ qtl) | Retail Price (Rs/ kg) | Centre                 | Wholesale Prices (Rs/ qtl) | Retail Price (Rs/ kg) |
|-------------------|----------------------------|-----------------------|------------------------|----------------------------|-----------------------|
| <b>NORTH ZONE</b> |                            |                       | <b>EAST ZONE</b>       |                            |                       |
| CHANDIGARH        | NR                         | NR                    | PATNA                  | NR                         | NR                    |
| DELHI             | 1200                       | 28                    | BHAGALPUR              | NR                         | NR                    |
| HISAR             | NR                         | NR                    | RANCHI                 | NR                         | NR                    |
| KARNAL            | NR                         | NR                    | BHUBANESHWAR           | NR                         | NR                    |
| SHIMLA            | 2100                       | 25                    | CUTTACK                | NR                         | NR                    |
| MANDI             | 2350                       | 28                    | SAMBALPUR              | NR                         | NR                    |
| SRINAGAR          | NR                         | NR                    | KOLKATA                | NR                         | NR                    |
| JAMMU             | NR                         | NR                    | SILIGURI               | NR                         | NR                    |
| AMRITSAR          | 1900                       | 23                    | <b>NORTH-EAST ZONE</b> |                            |                       |
| LUDHIANA          | 2000                       | 25                    | ITANAGAR               | 2900                       | 35                    |
| BATHINDA          | NR                         | NR                    | GUWAHATI               | NR                         | 28                    |
| LUCKNOW           | 1600                       | 22                    | SHILLONG               | 2400                       | 26                    |
| KANPUR            | NR                         | NR                    | AIZWAL                 | NR                         | 30                    |
| VARANASI          | 2200                       | 24                    | DIMAPUR                | 3200                       | 40                    |
| AGRA              | 1800                       | 22                    | AGARTALA               | NR                         | NR                    |
| DEHRADUN          | NR                         | NR                    | <b>SOUTH ZONE</b>      |                            |                       |
| <b>WEST ZONE</b>  |                            |                       | PORT BLAIR             | NR                         | NR                    |
| RAIPUR            | 1300                       | 15                    | HYDERABAD              | 2300                       | 25                    |
| PANAJI            | NR                         | NR                    | VIJAYWADA              | 2133                       | 23                    |
| AHMEDABAD         | 1500                       | 22                    | BENGALURU              | 2200                       | 24                    |
| RAJKOT            | 1050                       | 12                    | DHARWAD                | 2650                       | 28                    |
| BHOPAL            | 2000                       | 22                    | T.PURAM                | 4000                       | 43                    |
| INDORE            | 1650                       | 23                    | ERNAKULAM              | 3900                       | 41                    |
| GWALIOR           | 2600                       | 28                    | KOZHIKODE              | 3900                       | 43                    |
| JABALPUR          | NR                         | NR                    | PUDUCHERRY             | 2000                       | 22                    |
| MUMBAI            | 2250                       | 32                    | CHENNAI                | 2200                       | 26                    |
| NAGPUR            | 1200                       | 21                    | DINDIGUL               | NR                         | NR                    |
| JAIPUR            | 1300                       | 22                    | THIRUCHIRAPALLI        | 1800                       | 20                    |
| JODHPUR           | 1800                       | 25                    |                        |                            |                       |
| KOTA              | NR                         | NR                    |                        |                            |                       |

(Source: State Civil Supplies Dept)

## Disclaimer

The information contained in this document has been compiled by Agriwatch from sources believed to be reliable, such as NHB, Agmarknet, etc. and directly from traders in mandis. However, users of this data are requested to use the information with due caution and crosscheck with other sources. This document is not, and should not be construed as an offer to sell or buy any commodities. This document may not be reproduced, distributed or published without the express consent of SFAC