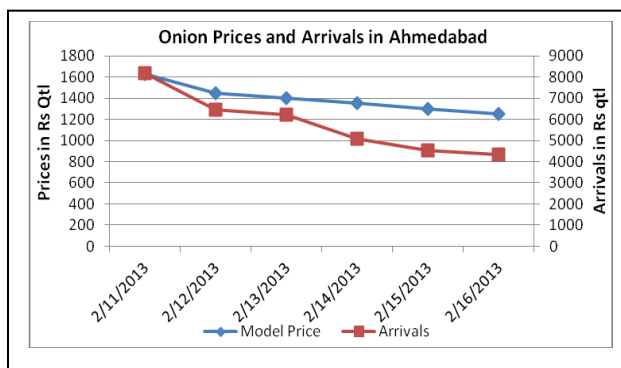
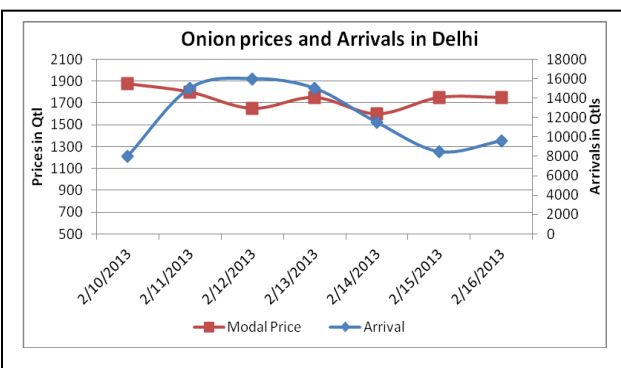
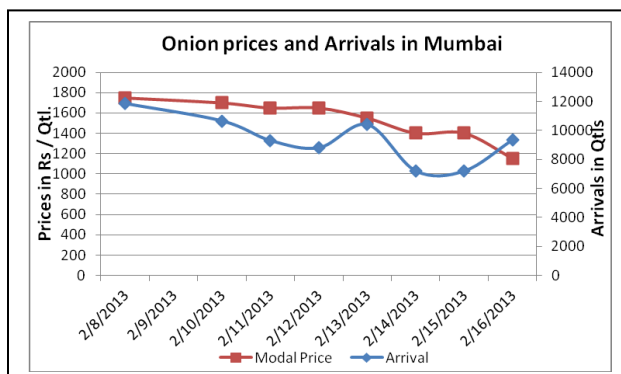
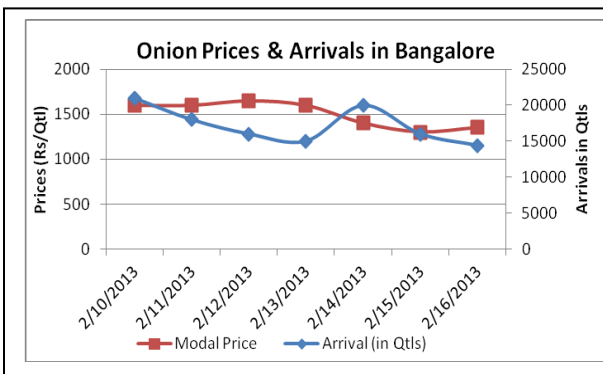


Onion Fundamentals:

- In Solapur (Maharashtra), fresh onion from local region was approximately 30% in today's market whereas rest of the onion is arriving in market from other parts of Maharashtra region.
- Across the country, prices have dropped down as compared to previous week because of increase in arrival from Gujarat as it is expected that Gujarat has good late kharif crop.
- In Belgaum (Karnataka), onion is coming from Maharashtra and Karnataka region which are contributing approximately 70 and 30% respectively to the total arrival.
- In North Eastern part of India, Maximum retail prices were Dimapur at Rs 4000/ quintal, followed by Itanagar and Guwahati at Rs 3500 and 2800/ quintal respectively.

Onion wholesale Prices & Arrivals in Producing & Consumption Centers



(Source: AGRIWATCH)

Onion Prices & Arrivals in Major Mandis as on 16/02/2013

Mandi	Lasalgaon	Pimpalgaon	Bhavnagar	Mumbai	Indore	Bangalore	Belgaum
Price (in Qtl)	Close	Close	800-1100	1000-1300	Close	1200-1500	1400-1600
Arrivals (in Qtl)	Close	Close	22500	9350	Close	14400	6500

Onion Prices & Arrivals in Major Mandis as on 15/02/2013

Mandi	Lasalgaon	Pimpalgaon	Bhavnagar	Mumbai	Indore	Bangalore	Belgaum
Price (in Qtl)	1000-1350	1150-1350	800-1100	1200-1600	Close	1200-1400	1400-1600
Arrivals (in Qtl)	11450	9000	22500	7200	Close	16000	6500

(Source: AGRIWATCH)

Onion Prices in major markets – Wholesale vs. Retail as on 16th Feb 2013

Centre	Wholesale Prices (Rs/ qtl)	Retail Price (Rs/ kg)	Centre	Wholesale Prices (Rs/ qtl)	Retail Price (Rs/ kg)
NORTH ZONE			EAST ZONE		
CHANDIGARH	NR	NR	PATNA	NR	NR
DELHI	1200	28	BHAGALPUR	NR	NR
HISAR	NR	NR	RANCHI	NR	NR
KARNAL	NR	NR	BHUBANESHWAR	NR	NR
SHIMLA	2100	25	CUTTACK	NR	NR
MANDI	2350	28	SAMBALPUR	NR	NR
SRINAGAR	NR	NR	KOLKATA	NR	NR
JAMMU	NR	NR	SILIGURI	NR	NR
AMRITSAR	1900	23	NORTH-EAST ZONE		
LUDHIANA	2000	25	ITANAGAR	2900	35
BATHINDA	NR	NR	GUWAHATI	NR	28
LUCKNOW	1600	22	SHILLONG	2400	26
KANPUR	NR	NR	AIZWAL	NR	30
VARANASI	2200	24	DIMAPUR	3200	40
AGRA	1800	22	AGARTALA	NR	NR
DEHRADUN	NR	NR	SOUTH ZONE		
WEST ZONE			PORT BLAIR	NR	NR
RAIPUR	1300	15	HYDERABAD	2300	25
PANAJI	NR	NR	VIJAYWADA	2133	23
AHMEDABAD	1500	22	BENGALURU	2200	24
RAJKOT	1050	12	DHARWAD	2650	28
BHOPAL	2000	22	T.PURAM	4000	43
INDORE	1650	23	ERNAKULAM	3900	41
GWALIOR	2600	28	KOZHIKODE	3900	43
JABALPUR	NR	NR	PUDUCHERRY	2000	22
MUMBAI	2250	32	CHENNAI	2200	26
NAGPUR	1200	21	DINDIGUL	NR	NR
JAIPUR	1300	22	THIRUCHIRAPALLI	1800	20
JODHPUR	1800	25			
KOTA	NR	NR			

(Source: State Civil Supplies Dept)

Disclaimer

The information contained in this document has been compiled by Agriwatch from sources believed to be reliable, such as NHB, Agmarknet, etc. and directly from traders in mandis. However, users of this data are requested to use the information with due caution and crosscheck with other sources. This document is not, and should not be construed as an offer to sell or buy any commodities. This document may not be reproduced, distributed or published without the express consent of SFAC