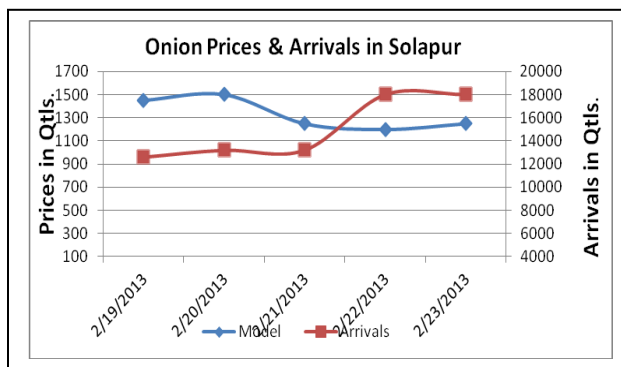
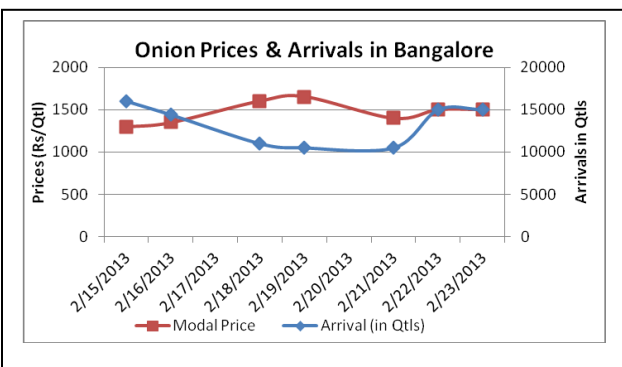
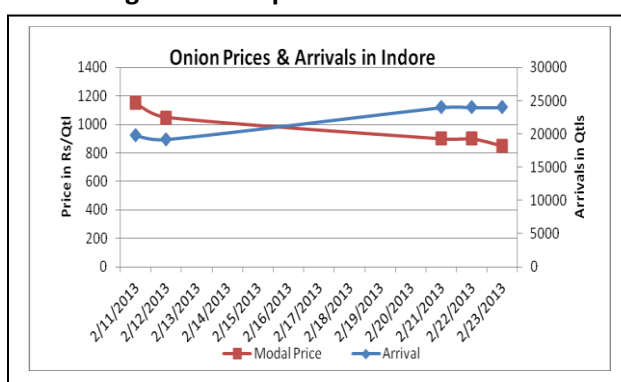
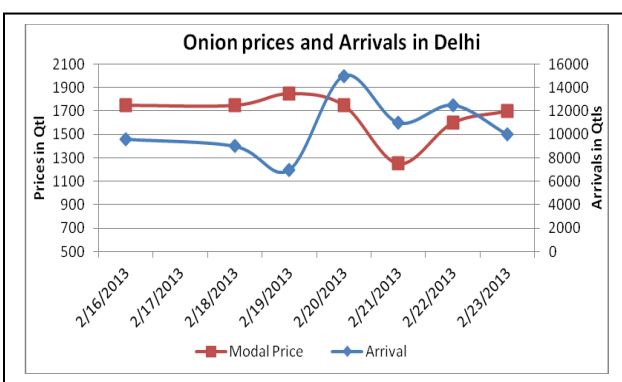


### Onion Fundamentals:

- Pakistan's onion export has reached 170,000 metric tons mark and is anticipated to reach 200,000 MT mark by the end of March 2013. Pakistan onion is being traded at \$250 MT.
- According to news sources, government has said there is no proposal to ban export of onion and its prices in the domestic market are showing a declining trend.
- In Delhi, onion is coming in market from Bhavnagar and Maharashtra region which are contributing approximately 40-45% each to the total arrival. Remaining quantity is coming from Rajasthan and Haryana.
- According to trade sources in Bhavnagar (Gujarat), arrivals are expected to be high for next two weeks and prices may remain stable.

### Onion wholesale Prices & Arrivals in Producing & Consumption Centers



(Source: AGRIWATCH)

### Onion Prices & Arrivals in Major Mandis as on 23/02/2013

Mandi	Lasalgaon	Pimpalgaon	Bhavnagar	Mumbai	Indore	Bangalore	Belgaum
Price (in Qtl)	Close	Close	800-1350	1100-1500	500-1200	1400-1600	900-1600
Arrivals (in Qtl)	Close	Close	38000	11050	24000	15000	5000

### Onion Prices & Arrivals in Major Mandis as on 22/02/2013

Mandi	Lasalgaon	Pimpalgaon	Bhavnagar	Mumbai	Indore	Bangalore	Belgaum
Price (in Qtl)	1000-1400	1100-1300	800-1250	1100-1500	500-1300	1400-1600	700-1650
Arrivals (in Qtl)	16000	15000	48500	11050	24000	15000	2400

(Source: AGRIWATCH)

## Onion Prices in major markets – Wholesale vs. Retail as on 23rd Feb 2013

Centre	Wholesale Prices (Rs/ qtl)	Retail Price (Rs/ kg)	Centre	Wholesale Prices (Rs/ qtl)	Retail Price (Rs/ kg)
<b>NORTH ZONE</b>			<b>EAST ZONE</b>		
CHANDIGARH	NR	NR	PATNA	2300	25
DELHI	1238	24	BHAGALPUR	1800	NR
HISAR	1800	20	RANCHI	NR	25
KARNAL	2400	27	BHUBANESHWAR	2000	24
SHIMLA	2100	25	CUTTACK	NR	NR
MANDI	2350	28	SAMBALPUR	1800	22
SRINAGAR	NR	NR	KOLKATA	1700	24
JAMMU	1900	22	SILIGURI	2500	30
AMRITSAR	1800	22	<b>NORTH-EAST ZONE</b>		
LUDHIANA	1500	20	ITANAGAR	NR	NR
BATHINDA	NR	NR	GUWAHATI	NR	24
LUCKNOW	1600	22	SHILLONG	2400	26
KANPUR	2800	30	AIZWAL	NR	30
VARANASI	2200	24	DIMAPUR	3200	40
AGRA	1800	24	AGARTALA	NR	NR
DEHRADUN	2200	27	<b>SOUTH ZONE</b>		
<b>WEST ZONE</b>			PORT BLAIR	2950	36
RAIPUR	1500	17	HYDERABAD	1800	20
PANAJI	NR	NR	VIJAYWADA	2133	23
AHMEDABAD	1500	22	BENGALURU	2200	24
RAJKOT	1050	12	DHARWAD	2650	27
BHOPAL	2000	22	T.PURAM	4000	43
INDORE	1250	22	ERNAKULAM	3900	41
GWALIOR	2200	25	KOZHIKODE	3900	43
JABALPUR	2600	28	PUDUCHERRY	2000	22
MUMBAI	1400	22	CHENNAI	1700	19
NAGPUR	1200	20	DINDIGUL	NR	NR
JAIPUR	NR	NR	THIRUCHIRAPALLI	1800	20
JODHPUR	1200	15			
KOTA	NR	NR			

(Source: State Civil Supplies Dept)

## Disclaimer

The information contained in this document has been compiled by Agriwatch from sources believed to be reliable, such as NHB, Agmarknet, etc. and directly from traders in mandis. However, users of this data are requested to use the information with due caution and crosscheck with other sources. This document is not, and should not be construed as an offer to sell or buy any commodities. This document may not be reproduced, distributed or published without the express consent of SFAC