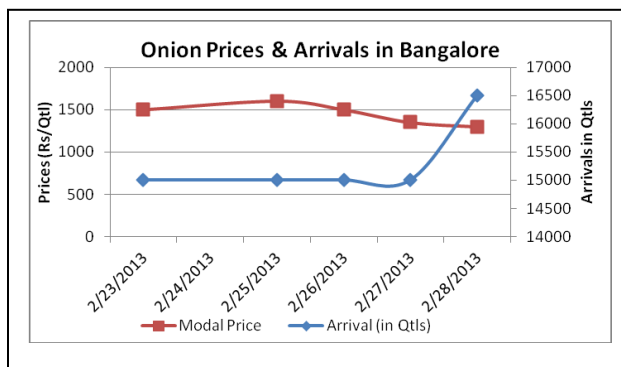
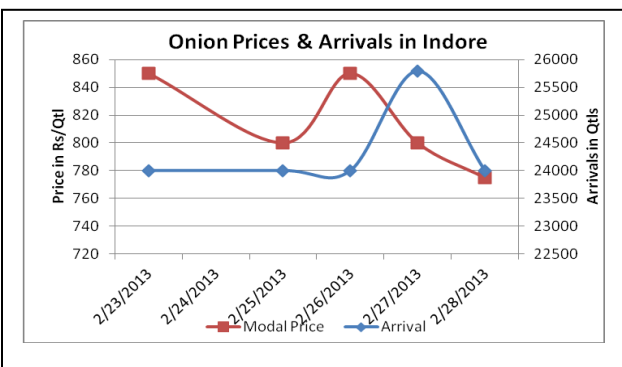
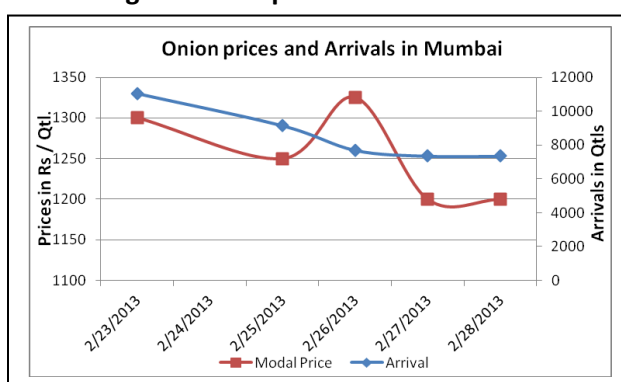
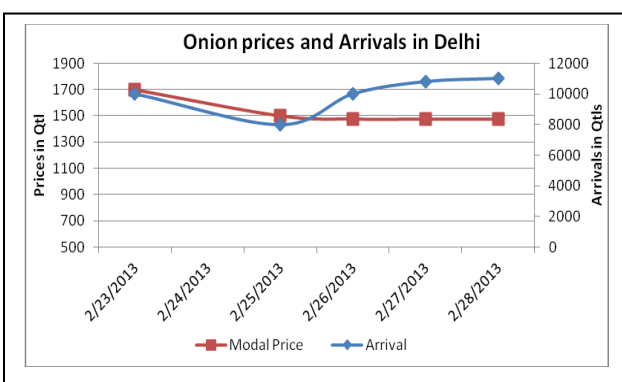


### Onion Fundamentals:

- In Bangalore, onion is arriving in market from Maharashtra and local region which are contributing approximately 70% and 30% to total arrival.
- In Delhi, onion is arriving in market from Gujarat and Maharashtra which are contributing approximately 50% each respectively.
- In Northern India, Maximum retail prices were in Dehradun at Rs 2700/ quintal followed by Agra and Delhi at Rs 2500 and Rs 2400/ quintal respectively.
- According to trade sources in Bhavnagar (Gujarat), arrivals are expected to be high for next few days and prices may remain stable.

### Onion wholesale Prices & Arrivals in Producing & Consumption Centers



(Source: AGRIWATCH)

### Onion Prices & Arrivals in Major Mandis as on 28/02/2013

Mandi	Lasalgaon	Pimpalgaon	Bhavnagar	Mumbai	Indore	Bangalore	Belgaum
Price (in Qtl)	1100-1300	1105-1175	675-1305	1000-1350	500-1050	1200-1400	1000-1400
Arrivals (in Qtl)	10000	15000	29000	7350	24000	16500	7800

### Onion Prices & Arrivals in Major Mandis as on 27/02/2013

Mandi	Lasalgaon	Pimpalgaon	Bhavnagar	Mumbai	Indore	Bangalore	Belgaum
Price (in Qtl)	800-1250	1100-1200	750-1350	1000-1400	500-1100	1200-1500	1000-1500
Arrivals (in Qtl)	9000	15000	46000	7350	25800	15000	8000

(Source: AGRIWATCH)

## Onion Prices in major markets – Wholesale vs. Retail as on 28th Feb 2013

Centre	Wholesale Prices (Rs/ qtl)	Retail Price (Rs/ kg)	Centre	Wholesale Prices (Rs/ qtl)	Retail Price (Rs/ kg)
<b>NORTH ZONE</b>			<b>EAST ZONE</b>		
CHANDIGARH	800	20	PATNA	2300	25
DELHI	1238	24	BHAGALPUR	1700	19
HISAR	1800	18	RANCHI	NR	20
KARNAL	2400	27	BHUBANESHWAR	1850	22
SHIMLA	1600	20	CUTTACK	1700	20
MANDI	2000	25	SAMBALPUR	1600	20
SRINAGAR	NR	NR	KOLKATA	1600	24
JAMMU	1800	22	SILIGURI	2000	24
AMRITSAR	1300	17	<b>NORTH-EAST ZONE</b>		
LUDHIANA	NR	NR	ITANAGAR	2900	35
BATHINDA	1200	20	GUWAHATI	NR	24
LUCKNOW	1600	22	SHILLONG	2400	26
KANPUR	1500	20	AIZWAL	NR	30
VARANASI	2200	24	DIMAPUR	NR	NR
AGRA	2000	25	AGARTALA	NR	NR
DEHRADUN	2200	27	<b>SOUTH ZONE</b>		
<b>WEST ZONE</b>			PORT BLAIR	2350	28
RAIPUR	1500	17	HYDERABAD	1800	20
PANAJI	NR	NR	VIJAYWADA	1933	21
AHMEDABAD	1500	22	BENGALURU	2200	24
RAJKOT	1050	12	DHARWAD	2450	25
BHOPAL	2000	22	T.PURAM	4000	43
INDORE	1200	22	ERNAKULAM	3900	41
GWALIOR	2300	25	KOZHIKODE	3700	41
JABALPUR	2600	28	PUDUCHERRY	1800	20
MUMBAI	1200	20	CHENNAI	1700	19
NAGPUR	1200	20	DINDIGUL	NR	NR
JAIPUR	1200	20	THIRUCHIRAPALLI	1800	20
JODHPUR	1400	18			
KOTA	1500	20			

(Source: State Civil Supplies Dept)

### Disclaimer

The information contained in this document has been compiled by Agriwatch from sources believed to be reliable, such as NHB, Agmarknet, etc. and directly from traders in mandis. However, users of this data are requested to use the information with due caution and crosscheck with other sources. This document is not, and should not be construed as an offer to sell or buy any commodities. This document may not be reproduced, distributed or published without the express consent of SFAC