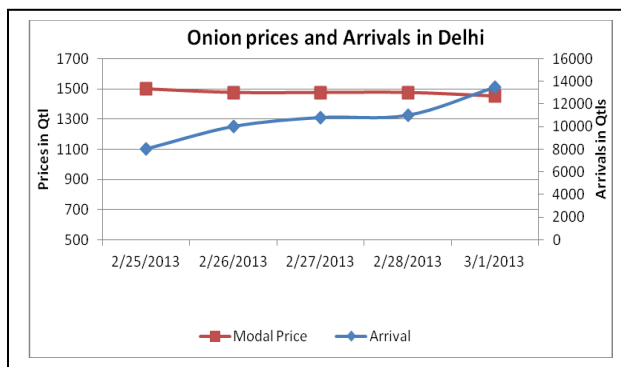
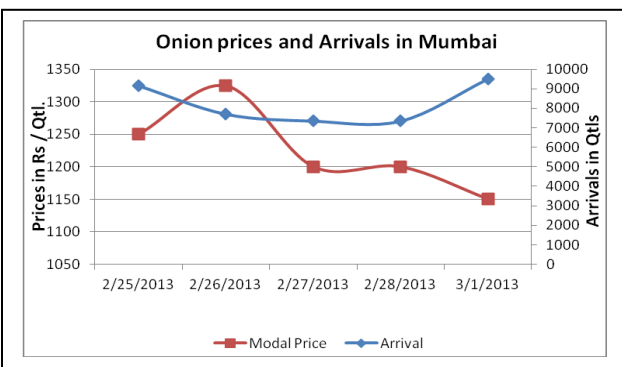
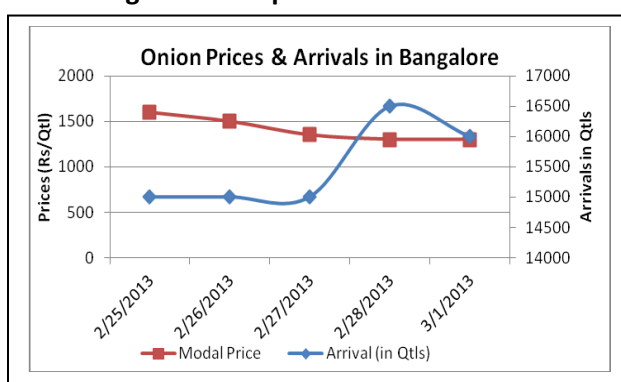
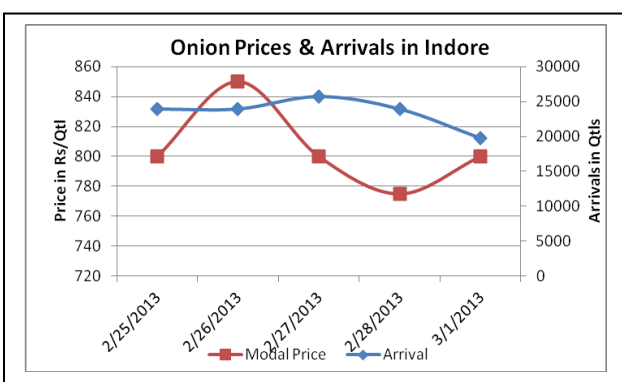


Onion Fundamentals:

- In Hyderabad, Onion is arriving in market from local region, Maharashtra region and Gulbarga (Karnataka). Local region crop is expected to last for 1-2 weeks only. Prices are hovering in the range of Rs 1500 to Rs 2200/ quintal.
- In Rajasthan, onion is coming from local region (Sikar) and Gujarat region which are contributing approximately 15% and 85% respectively to the total arrival.
- In Amritsar (Punjab), onion is coming from Gujarat and Nasik which are contributing approximately 80% and 20% to the total arrival.
- In Solapur (Maharashtra), arrivals have declined by approximately 30%, compared to previous two days arrivals. Reason for low arrivals is low prices in market as farmer's expectations are high.

Onion wholesale Prices & Arrivals in Producing & Consumption Centers



(Source: AGRIWATCH)

Onion Prices & Arrivals in Major Mandis as on 01/03/2013

Mandi	Lasalgaon	Pimpalgaon	Bhavnagar	Mumbai	Indore	Bangalore	Belgaum
Price (in Qtl)	1000-1100	950-1050	755-1175	1000-1300	500-1100	1200-1400	1000-1700
Arrivals (in Qtl)	12000	13750	39000	9500	19800	16000	5000

Onion Prices & Arrivals in Major Mandis as on 28/02/2013

Mandi	Lasalgaon	Pimpalgaon	Bhavnagar	Mumbai	Indore	Bangalore	Belgaum
Price (Rs/ Qtl)	1100-1300	1105-1175	675-1305	1000-1350	500-1050	1200-1400	1000-1400
Arrivals (Qtl)	10000	15000	29000	7350	24000	16500	7800

(Source: AGRIWATCH)

Onion Prices in major markets – Wholesale vs. Retail as on 01 March 2013

Centre	Wholesale Prices (Rs/ qtl)	Retail Price (Rs/ kg)	Centre	Wholesale Prices (Rs/ qtl)	Retail Price (Rs/ kg)
NORTH ZONE			EAST ZONE		
CHANDIGARH	800	20	PATNA	2300	25
DELHI	1175	24	BHAGALPUR	1500	17
HISAR	1800	20	RANCHI	NR	NR
KARNAL	2400	27	BHUBANESHWAR	1850	22
SHIMLA	1600	20	CUTTACK	1700	20
MANDI	1700	20	SAMBALPUR	1600	20
SRINAGAR	NR	NR	KOLKATA	1600	24
JAMMU	1800	20	SILIGURI	2000	24
AMRITSAR	1300	17	NORTH-EAST ZONE		
LUDHIANA	NR	NR	ITANAGAR	NR	NR
BATHINDA	NR	NR	GUWAHATI	NR	24
LUCKNOW	1600	22	SHILLONG	2400	26
KANPUR	1500	20	AIZWAL	NR	NR
VARANASI	2200	24	DIMAPUR	NR	NR
AGRA	2000	25	AGARTALA	2500	29
DEHRADUN	2200	27	SOUTH ZONE		
WEST ZONE			PORT BLAIR	2350	28
RAIPUR	1500	17	HYDERABAD	1800	20
PANAJI	NR	NR	VIJAYWADA	1933	21
AHMEDABAD	1500	22	BENGALURU	2200	24
RAJKOT	1050	12	DHARWAD	2450	25
BHOPAL	1000	12	T.PURAM	4000	43
INDORE	1200	22	ERNAKULAM	3900	41
GWALIOR	2300	25	KOZHICODE	3700	41
JABALPUR	2600	28	PUDUCHERRY	2000	22
MUMBAI	1150	20	CHENNAI	1700	19
NAGPUR	1200	20	DINDIGUL	NR	NR
JAIPUR	1200	20	THIRUCHIRAPALLI	1800	20
JODHPUR	1600	20			
KOTA	NR	NR			

(Source: State Civil Supplies Dept)

Disclaimer

The information contained in this document has been compiled by Agriwatch from sources believed to be reliable, such as NHB, Agmarknet, etc. and directly from traders in mandis. However, users of this data are requested to use the information with due caution and crosscheck with other sources. This document is not, and should not be construed as an offer to sell or buy any commodities. This document may not be reproduced, distributed or published without the express consent of SFAC