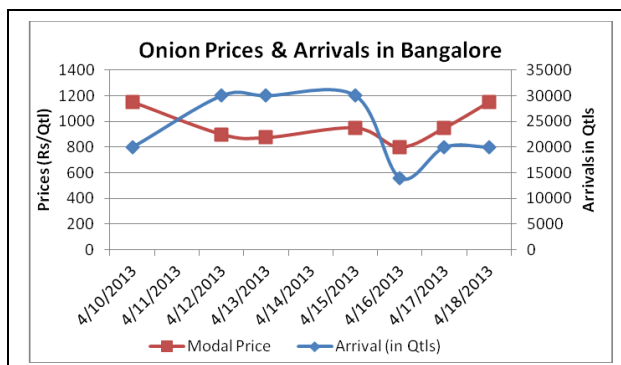
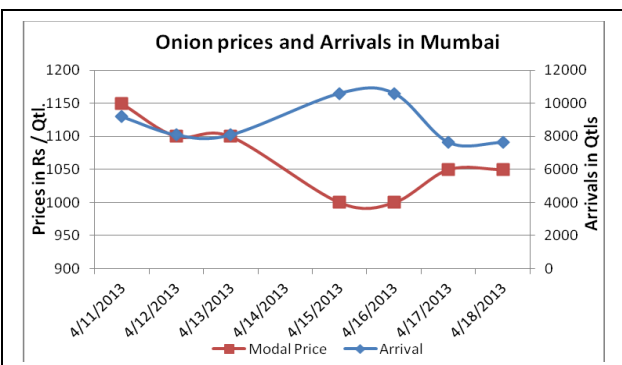
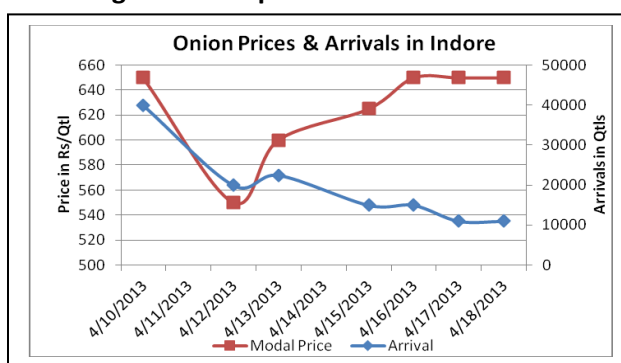
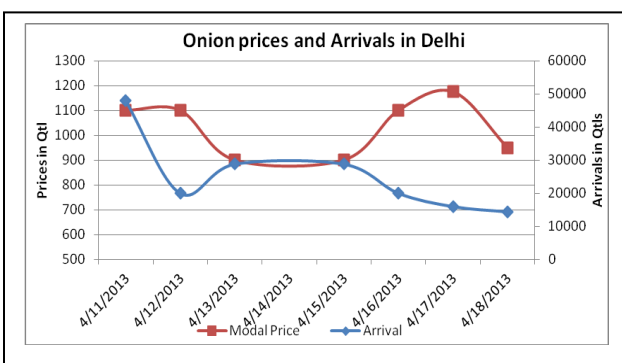


Onion Fundamentals:

- Arrivals have start declining in markets as demand and farmers/traders have started stocking their produce to fetch higher price in future.
- In Pimpalgaon market of Maharashtra, prices of onion have fallen down by Rs 50 to Rs 100 whereas arrival has almost fallen by 50% due to sluggish demand in market in last one week.
- Across the country, prices of onion have fallen down or remain unchanged throughout the week because of Navratra festivals demand is low in market.
- In Lasalgaon market, prices of onion are hovering around Rs 800/ quintal which is approximately 20% less compared to prices of onion two weeks earlier.

Onion wholesale Prices & Arrivals in Producing & Consumption Centers



(Source: AGRIWATCH)

Onion Prices & Arrivals in Major Mandis as on 18.4.2013

Mandis	Lasalgaon	Pimpalgaon	Bhavnagar	Mumbai	Indore	Bangalore	Belgaum
Price (Rs/Qtl)	600-941	750-850	900-1100	800-1050	500-800	1100-1200	500-1000
Arrivals (Qtl)	9000	17250	9000	7650	11000	20000	11250

Onion Prices & Arrivals in Major Mandis as on 17.4.2013

Mandis	Lasalgaon	Pimpalgaon	Bhavnagar	Mumbai	Indore	Bangalore	Belgaum
Price (Rs/Qtl)	600-951	600-880	900-1125	800-1050	500-800	800-1100	500-1000
Arrivals (Qtl)	9550	12500	20000	7650	11000	20000	11250

(Source: AGRIWATCH)

Onion Prices in major markets – Wholesale vs. Retail as on 18th April 2013

Centre	Wholesale Prices (Rs/ qtl)	Retail Price (Rs/ kg)	Centre	Wholesale Prices (Rs/ qtl)	Retail Price (Rs/ kg)
NORTH ZONE			EAST ZONE		
CHANDIGARH	800	20	PATNA	1350	15
DELHI	875	20	BHAGALPUR	1000	12
HISAR	2500	27	RANCHI	NR	NR
KARNAL	1430	18	BHUBANESHWAR	NR	NR
SHIMLA	1600	20	CUTTACK	NR	NR
MANDI	1700	20	SAMBALPUR	NR	NR
SRINAGAR	NR	NR	ROURKELA	NR	NR
JAMMU	NR	NR	KOLKATA	900	16
AMRITSAR	1600	20	SILIGURI		
LUDHIANA	2000	25	NORTH-EAST ZONE		
BATHINDA	1000	16	ITANAGAR	2900	35
LUCKNOW	1500	20	GUWAHATI	NR	15
KANPUR	1500	20	SHILLONG	1800	21
VARANASI	2000	22	AIZWAL	NR	35
AGRA	1600	20	DIMAPUR	1700	25
DEHRADUN	1600	20	AGARTALA		
WEST ZONE			SOUTH ZONE		
RAIPUR	1300	15	PORT BLAIR	2600	28
PANAJI	NR	NR	HYDERABAD	1400	16
AHMEDABAD	1250	19	VIJAYWADA	1333	15
RAJKOT	805	10	VISAKHAPATNAM	1567	22
BHOPAL	1000	12	BENGALURU	1600	18
INDORE	775	15	DHARWAD	2050	22
GWALIOR	1800	20	T.PURAM	3900	41
JABALPUR	1500	17	ERNAKULAM	4200	46
MUMBAI	925	18	KOZHIKODE	3300	37
NAGPUR	1130	18	PUDUCHERRY	1400	16
JAIPUR	1100	18	CHENNAI	900	14
JODHPUR	NR	NR	DINDIGUL	NR	NR
KOTA	1700	20	THIRUCHIRAPALLI	1400	16

(Source: State Civil Supplies Dept)

Disclaimer

The information contained in this document has been compiled by Agriwatch from sources believed to be reliable, such as NHB, Agmarknet, etc. and directly from traders in mandis. However, users of this data are requested to use the information with due caution and crosscheck with other sources. This document is not, and should not be construed as an offer to sell or buy any commodities. This document may not be reproduced, distributed or published without the express consent of SFAC