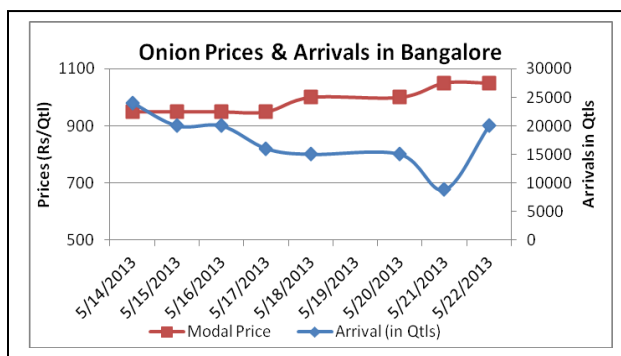
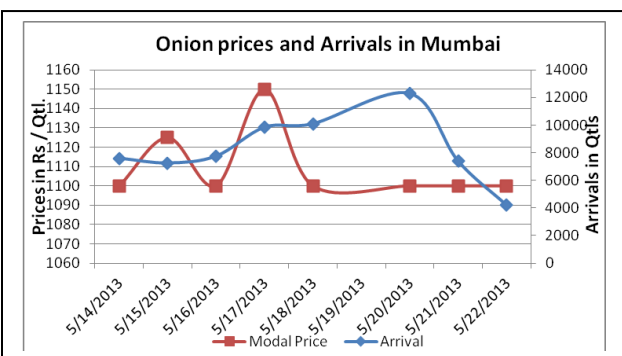
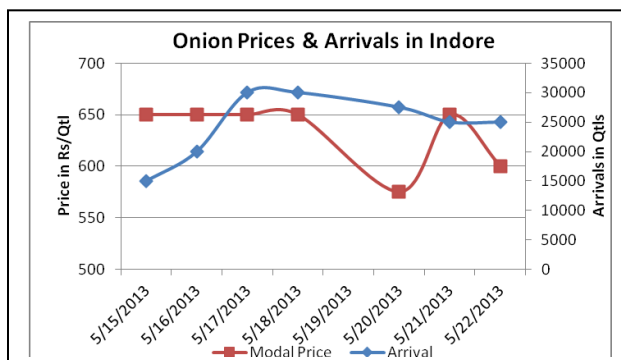
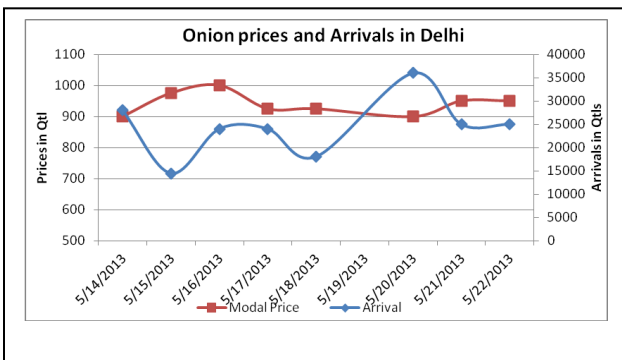


### Onion Fundamentals:

- In Hubli, onion is arriving in market from local region and M.P region. Maximum prices of Rs 850-1100/ quintal are being fetched by M.P region onion.
- In Lasalgaon, prices have gained in yesterday market as of low arrivals. According to trade sources, farmers have stocked onion in expectation of high prices in coming future.
- In Delhi, arrivals are stable from last 2-3 days because of which wholesale prices have increased by Rs 25-50/ quintal.
- Across the country, maximum retail prices were seen in Chennai, Shimla and Srinagar at Rs 2000/ quintal followed by Hyderabad, Jammu and Surat at Rs 1800/ quintal. Lowest retail prices were seen in Indore at Rs 1200/ quintal.

### Onion wholesale Prices & Arrivals in Producing & Consumption Centers



(Source: AGRIWATCH)

### Onion Prices & Arrivals in Major Mandis as on 22.05.2013

Mandis	Lasalgaon	Pimpalgaon	Bhavnagar	Mumbai	Indore	Bangalore	Belgaum
Price (Rs/Qtl)	551-1011	551-1090	400-1050	800-1100	500-700	800-1300	600-1400
Arrivals (Qtl)	7625	12500	8000	4200	25000	20000	6000

### Onion Prices & Arrivals in Major Mandis as on 21.05.2013

Mandis	Lasalgaon	Pimpalgaon	Bhavnagar	Mumbai	Indore	Bangalore	Belgaum
Price (Rs/Qtl)	500-999	530-1042	350-1100	850-1100	500-800	800-1200	Closed
Arrivals (Qtl)	7500	11730	7000	7400	25000	15000	Closed

(Source: AGRIWATCH)

## Onion Prices in major markets – Wholesale vs. Retail as on 22nd May 2013

Centre Name	Min. Price	Max. Price	Model Price	Retail Price
BANGALORE	1100	1300	1200	1600
BARAUT	1200	1300	1250	1600
CHANDIGARH	800	1000	900	1500
CHENNAI	1300	1500	1400	2000
DEHRADUN	1000	1100	1050	1500
DELHI	700	1200	825	1600
GANGATOK	1200	1400	1300	1500
GUWAHATI	1350	1450	1400	2000
HYDERABAD	1100	1500	1300	1800
INDORE	500	700	725	1200
JAIPUR	700	800	760	1200
JAMMU	1300	1400	1350	1800
LUCKNOW	900	1100	1000	1400
MUMBAI	800	1100	950	1500
PATNA	1000	1100	1050	1600
PUNE	1000	1200	1100	1400
RAIPUR	800	900	840	1500
RANCHI	712	800	780	1200
SHIMLA	1500	1800	1700	2000
SRINAGAR	1400	1600	1500	2000
SURAT	800	1000	900	1800

(Source: NHB)

## Disclaimer

The information contained in this document has been compiled by Agriwatch from sources believed to be reliable, such as NHB, Agmarknet, etc. and directly from traders in mandis. However, users of this data are requested to use the information with due caution and crosscheck with other sources. This document is not, and should not be construed as an offer to sell or buy any commodities. This document may not be reproduced, distributed or published without the express consent of SFAC