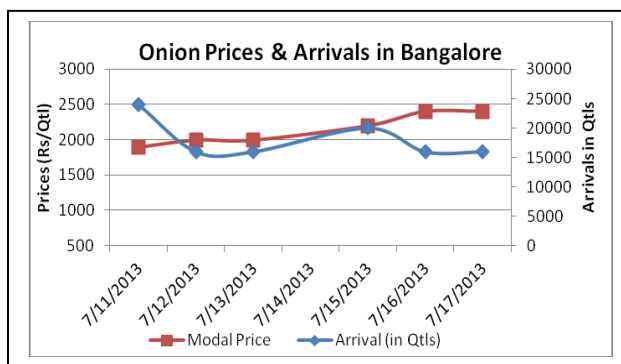
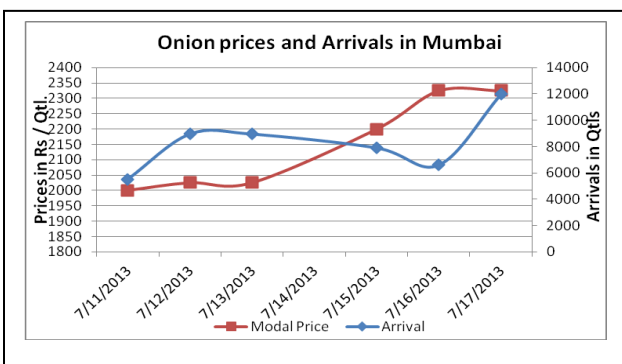
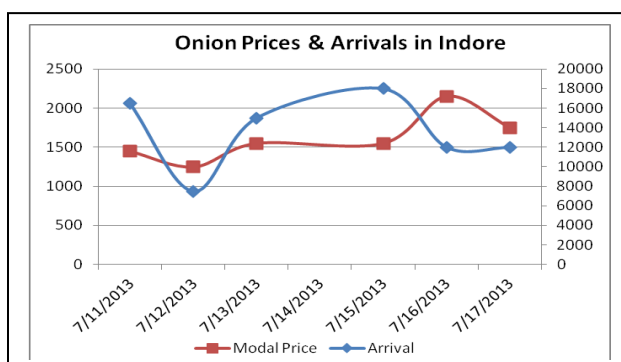
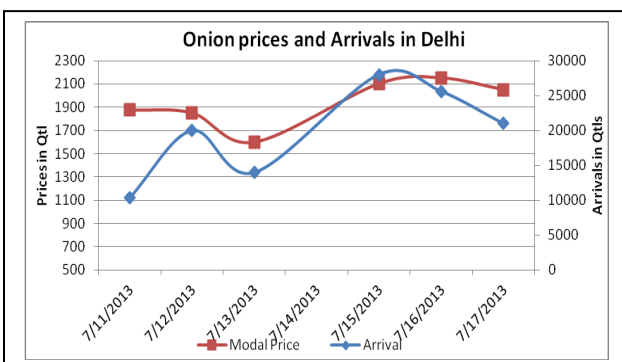


Onion Fundamentals:

- All India, onion cumulative arrival till 2nd week of July is approximately 23% lesser than last year during same time.
- In Bangalore, onions are arriving in market from Bijapur district and Maharashtra which are contributing approximately 20% and 80% respectively. According to trade sources crop from Kurnool is expected to start from
- In Laslgaon and Pimpalgaon market prices have increased to Rs 1954 and Rs 1906 from Rs 1658 to Rs 1695/ quintal whereas arrivals have fallen by 15% and 18% respectively in last one week.
- According to trade sources in Lasalgaon and Pimpalgaon, wholesale prices have increased because of demand from the states like Bihar, Madhya Pradesh and Rajasthan have increased due to decline in arrival of the crop in these states.

Onion wholesale Prices & Arrivals in Producing & Consumption Centers



(Source: AGRIWATCH)

Onion Prices & Arrivals in Major Mandis as on 17.7.2013

Mandis	Lasalgaon	Pimpalgaon	Bhavnagar	Mumbai	Indore	Bangalore	Belgaum
Price (Rs/Qtl)	1400-2670	2020-2666	3000-4300	2500-2800	1000-2500	2000-2800	2400-2800
Arrivals (Qtl)	23830	10100	500	12000	12000	16000	3500

Onion Prices & Arrivals in Major Mandis as on 16.7.2013

Mandis	Lasalgaon	Pimpalgaon	Bhavnagar	Mumbai	Indore	Bangalore	Belgaum
Price (Rs/Qtl)	1500-2421	2250-2400	1300-2300	2150-2500	2000-2300	2000-2800	Closed
Arrivals (Qtl)	12500	11250	500	6600	12000	16000	-

(Source: AGRIWATCH)

Onion Prices in major markets – Wholesale vs. Retail as on 17th July 2013

Centre Name	Min. Price	Max. Price	Modal Price	Retail Price
AGRA	1400	1600	1500	3000
AHMEDABAD	1900	2400	2150	2500
BANGALORE	2300	2700	2500	3200
BARAUT	1900	2000	1950	2400
BHUBANESHWAR	2300	2500	2400	2800
CHANDIGARH	1950	2450	2200	3000
CHENNAI	2800	3200	3000	3800
DEHRADUN	1570	1800	1700	2500
GANGATOK	1200	1600	1400	1700
GUWAHATI	2300	2500	2400	3200
HYDERABAD	1400	2200	1800	2800
JAIPUR	1500	1600	1555	2800
JAMMU	2500	2700	2600	3500
LASALGAON	2200	2300	2260	2500
LUCKNOW	2000	2400	2200	3000
MUMBAI	2300	2700	2500	3500
NASIK	2200	2400	2310	2600
PATNA	2000	2500	2250	2800
PIMPALGAON	2250	2350	2310	2550
PUNE	2200	2700	2500	3000
RAIPUR	2200	2500	2400	3000
RANCHI	2100	2600	2300	2800
SHIMLA	2700	2800	2750	3200
SRINAGAR	2400	2600	2500	3000
SURAT	2000	2200	2100	3000
TRIVANDRUM	2800	3000	2900	3600

(Source: NHB)

Disclaimer

The information contained in this document has been compiled by Agriwatch from sources believed to be reliable, such as NHB, Agmarknet, etc. and directly from traders in mandis. However, users of this data are requested to use the information with due caution and crosscheck with other sources. This document is not, and should not be construed as an offer to sell or buy any commodities. This document may not be reproduced, distributed or published without the express consent of SFAC