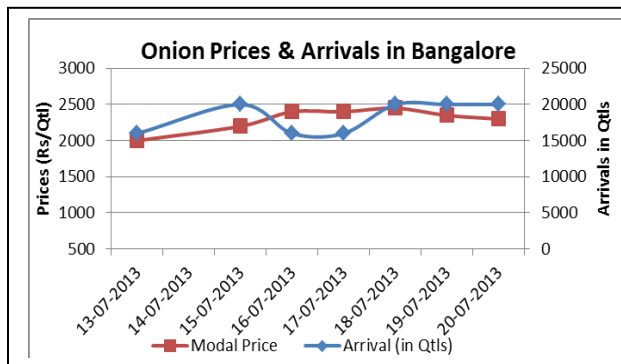
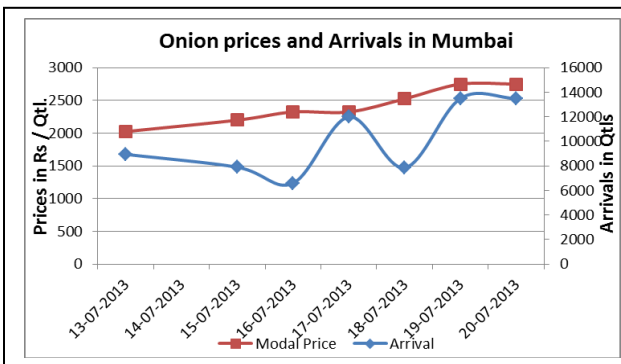
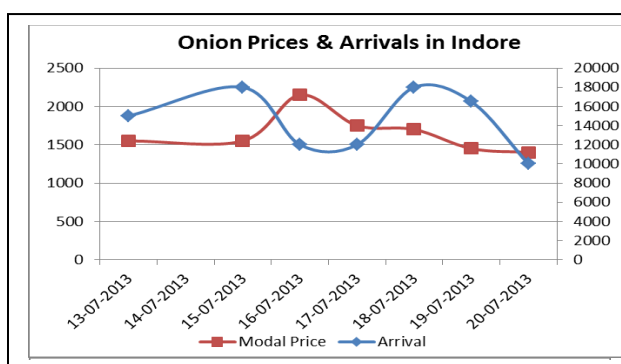
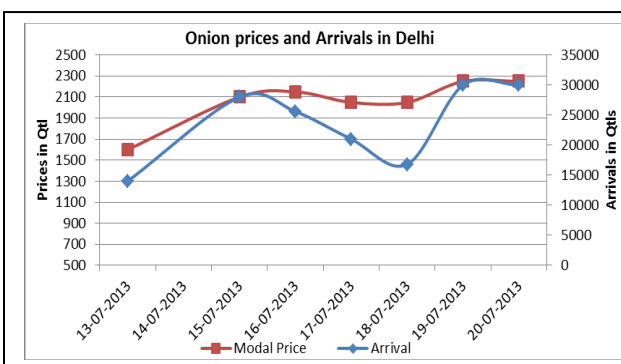


Onion Fundamentals:

- Lasalgaon market will remain closed for today (Monday) as there is Guru Purnima whereas Saturday and Sunday are weekly off. This situation may lead to rise in prices for next few days
- According to trade sources in Maharashtra generally 70% of crop is left in Maharashtra during this time but due to lesser production this year approximately 30% of crop is left. This is the main reason for rise in prices.
- According to trade sources in Lasalgaon and Pimpalgaon, wholesale prices have increased because of demand from the states like Bihar, Madhya Pradesh and Rajasthan have increased due to decline in arrival of the crop in these states.
- Export demand is good and mainly coming from Bangladesh, Colombo, Dubai and Malaysia as of Ramzaan festival. According to trade sources, demand is less from Pakistan as local crop is available with them.

Onion wholesale Prices & Arrivals in Producing & Consumption Centers



(Source: AGRIWATCH)

Onion Prices & Arrivals in Major Mandis as on 20.07.2013

Mandis	Lasalgaon	Pimpalgaon	Bhavnagar	Mumbai	Indore	Bangalore	Belgaum
Price (Rs/Qtl)	Closed	Closed	3000-4500	-	500-2300	2000-2600	1000-2800
Arrivals (Qtl)	-	-	200	-	10000	20000	4800

Onion Prices & Arrivals in Major Mandis as on 19.7.2013

Mandis	Lasalgaon	Pimpalgaon	Bhavnagar	Mumbai	Indore	Bangalore	Belgaum
Price (Rs/Qtl)	Closed	Closed	3000-4700	2500-3000	500-2400	2000-2700	Closed
Arrivals (Qtl)	-	-	350	13500	16500	20000	

(Source: AGRIWATCH)

Onion Prices in major markets – Wholesale vs. Retail as on 20 July 2013

Centre	Min. Price	Max. Price	Modal Price	Retail Price
AGRA	1500	1600	1550	3000
AHMEDABAD	2000	2800	2400	3000
AMRITSAR	2300	2500	2400	3000
BANGALORE	2400	2750	2600	3200
BHUBANESHWAR	2500	2700	2600	3200
CHANDIGARH	2250	2500	2375	5000
CHENNAI	2800	3200	3000	3800
DELHI	2075	2600	2337	3000
GANGATOK	1200	1500	1400	1500
GUWAHATI	2300	2500	2400	3200
HYDERABAD	1400	2400	2000	2800
JAIPUR	1800	2000	1905	3500
JAMMU	2700	2800	2750	3600
KOLKATA	2750	2875	2813	3600
LUCKNOW	1800	2400	2200	2800
MUMBAI	2300	2750	2525	3500
NASIK	2500	2600	2560	2800
PATNA	2000	2500	2250	3000
PUNE	2000	2600	2300	3000
RAIPUR	2400	2600	2500	3000
RANCHI	2100	2500	2300	2800
SHIMLA	2500	2700	2600	3200
TRIVANDRUM	3000	3200	3100	3800

(Source: NHB)

Disclaimer

The information contained in this document has been compiled by Agriwatch from sources believed to be reliable, such as NHB, Agmarknet, etc. and directly from traders in mandis. However, users of this data are requested to use the information with due caution and crosscheck with other sources. This document is not, and should not be construed as an offer to sell or buy any commodities. This document may not be reproduced, distributed or published without the express consent of SFAC