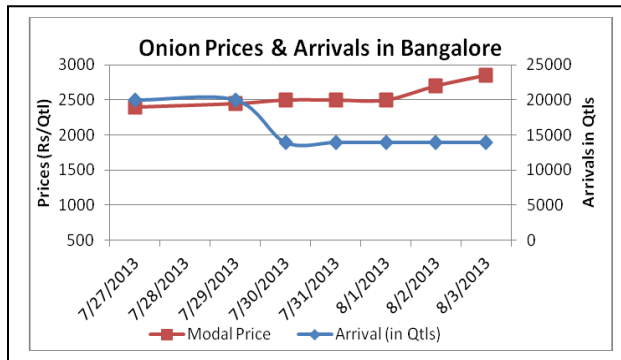
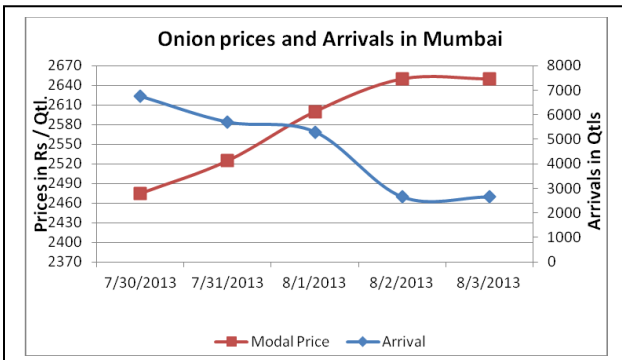
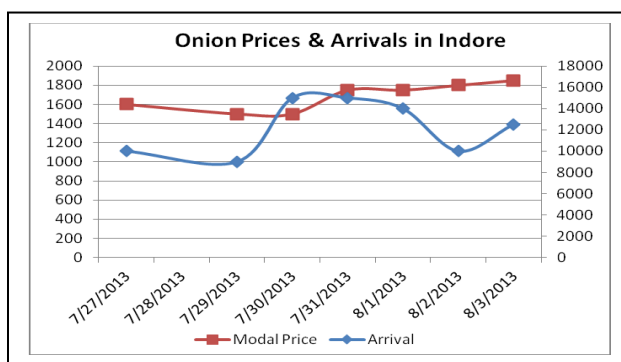
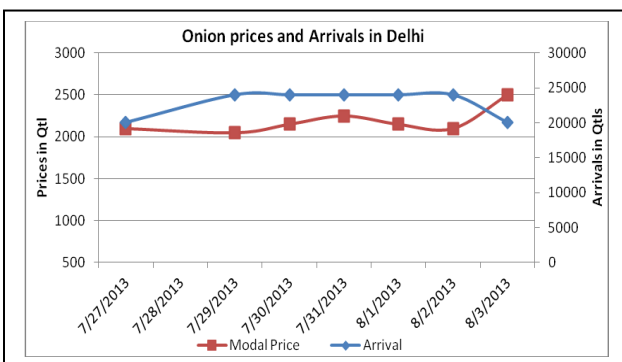


Onion Fundamentals:

- In Bangalore onion is arriving in market from local region and Maharashtra region which are contributing approximately 30% and 70% respectively.
- Traders from Lasalgaon are expecting that prices may come down below Rs 2000/quintal after Ramzaan festival as during the festival period, demand is high.
- Fresh early Kharif crop of onion is expected to start from August end from AP, Karnataka and later on from Maharashtra and Gujarat which will provide a cap to the prices.
- In Delhi, modal prices are hovering in the range of Rs 2000 to Rs 2300/ quintal from last few days

Onion wholesale Prices & Arrivals in Producing & Consumption Centers



(Source: AGRIWATCH)

Onion Prices & Arrivals in Major Mandis as on 3.08.2013

Mandis	Lasalgaon	Pimpalgaon	Bhavnagar	Mumbai	Indore	Bangalore	Belgaum
Price (Rs/Qtl)	Closed	Closed	1600-2350	-	1000-2700	2500-3200	2600-3200
Arrivals (Qtl)	Closed	Closed	150	-	12500	14000	2500

Onion Prices & Arrivals in Major Mandis as on 2.08.2013

Mandis	Lasalgaon	Pimpalgaon	Bhavnagar	Mumbai	Indore	Bangalore	Belgaum
Price (Rs/Qtl)	2500-2670	2500-2600	1700-2350	2500-2800	1000-2600	2400-3000	2500-2900
Arrivals (Qtl)	5250	6250	175	2650	10000	14000	2500

(Source: AGRIWATCH)

Onion Prices in major markets – Wholesale vs. Retail as on 3 August 2013

Centre	Min. Price	Max. Price	Modal Price	Retail Price
AGRA	1300	1500	1400	3200
BANGALORE	2100	2500	2200	3000
BHOPAL	2200	2600	2400	2800
BHUBANESHWAR	2900	3100	3000	3300
CHANDIGARH	2250	2500	2375	3500
CHENNAI	3000	3200	3100	3800
DELHI	2000	3000	2450	3500
DEHRADUN	2630	3000	2800	4000
GANGATOK	1400	1600	1500	1800
GUWAHATI	2500	3000	2700	4000
HYDERABAD	2400	3200	1800	2500
INDORE	1000	2700	1800	3500
JAIPUR	1800	1900	1860	3400
JAMMU	2800	3000	2900	3500
KOLKATA	2750	3250	2940	3800
LASALGAON	2300	2400	2360	2600
LUCKNOW	2200	2600	2400	3000
MUMBAI	2500	2800	2650	4000
NASIK	2350	2450	2410	2650
PATNA	2500	2900	2700	3600
PIMPALGAON	2325	2425	2380	2625
RANCHI	2700	3000	2860	3500
SHIMLA	3700	3800	3750	4000
SRINAGAR	2600	2900	2800	3200

(Source: NHB)

Disclaimer

The information contained in this document has been compiled by Agriwatch from sources believed to be reliable, such as NHB, Agmarknet, etc. and directly from traders in mandis. However, users of this data are requested to use the information with due caution and crosscheck with other sources. This document is not, and should not be construed as an offer to sell or buy any commodities. This document may not be reproduced, distributed or published without the express consent of SFAC